





MACKENZIE COUNTY


BUDGET COUNCIL MEETING

**DECEMBER 2, 2020
10:00 AM**

**FORT VERMILION COUNCIL
CHAMBERS**

 780.927.3718

 www.mackenziecounty.com

 4511-46 Avenue, Fort Vermilion

 office@mackenziecounty.com



Mackenzie County

**MACKENZIE COUNTY
BUDGET COUNCIL MEETING**

**Wednesday, December 2, 2020
10:00 a.m.**

**Fort Vermilion Council Chambers
Fort Vermilion, Alberta**

AGENDA

				Page
CALL TO ORDER:	1.	a)	Call to Order	
AGENDA:	2.	a)	Adoption of Agenda	
ADOPTION OF PREVIOUS MINUTES:	3.	a)	None	
DELEGATIONS:	4.	a)	None	
TENDERS:	5.	a)	None	
PUBLIC HEARINGS:	6.	a)	None	
GENERAL REPORTS:	7.	a)	None	
AGRICULTURE SERVICES:	8.	a)	None	
COMMUNITY SERVICES:	9.	a)	None	
FINANCE:	10.	a)	Draft 2021 Operating Budget	5
		b)	Review 2021 One Time Projects	29
		c)	Review 2020 Capital Projects – Carry Forwards	33
		d)	Review 2021 Capital Projects	37
		e)	Bylaw 1194-20 Fee Schedule	41
		f)		
		g)		

h)

i)

OPERATIONS: 11. a) None

UTILITIES: 12. a) None

**PLANNING &
DEVELOPMENT:** 13. a) None

ADMINISTRATION: 14. a) None

**COUNCIL
COMMITTEE
REPORTS:** 15. a) None

**INFORMATION /
CORRESPONDENCE:** 16. a) None

CLOSED MEETING: *Freedom of Information and Protection of Privacy Act Division
2, Part 1 Exceptions to Disclosure*

17. a) Regional Service Sharing Agreement
Negotiations Update (s. 21, 24, 25)

b)

NOTICE OF MOTION: 18. a)

**NEXT MEETING
DATES:** a) Budget Council Meeting
December 9, 2020
10:00 a.m.
Fort Vermilion Council Chambers

ADJOURNMENT: 20. a) Adjournment



Mackenzie County

REQUEST FOR DECISION

Meeting:	Budget Council Meeting
Meeting Date:	December 2, 2020
Presented By:	Jennifer Batt, Director of Finance
Title:	Draft 2021 Operating Budget

BACKGROUND / PROPOSAL:

Administration has drafted the 2021 Operating Budget for Councils review.

Included in this draft budget is:

- Administration’s review of expenditures as recommended by Council
- Tax Revenue estimated adjustment for reduction in linear, non-residential, and estimated residential growth increase.
- Funding of some Reserves
- Review of Council Committees as per the Organizational Meeting
- Fee Schedule amendments
- Organizational Chart
- 2021 Police Costing Model Municipal Share (attached)
- Non-Profit Organization recommended 2021 Grant amounts from November 18th Council meeting
- Regraveling program
- Administration review and amendment to various expenses as noted in the Tracking Sheet

Not Included in this draft budget:

- Town of High Level Capital requests
- Proposed 2021 One Time projects

Author: J. Batt Reviewed by: _____ CAO: _____

2020 One Time Projects being carried forward are fully funded, and will have no negative impact on the 2021 operating budget. Administration will include the budgets for these projects in upcoming budget meetings once projects have finalized spending.

2020 Year to Date (YTD) Actuals do not include the costs associated to the Chuckegg Fire, and 2020 Overland Flood, with the exception of Wages & Honorariums. Most costs are anticipated to be recovered through the Disaster Recovery Program, or absorbed in the 2020 budget.

A copy of the Draft 2021 Operating Budget is attached.

OPTIONS & BENEFITS:

COSTS & SOURCE OF FUNDING:

SUSTAINABILITY PLAN:

COMMUNICATION/PUBLIC PARTICIPATION:

POLICY REFERENCES:

FIN022 Budget Development Policy

RECOMMENDED ACTION:

Simple Majority Requires 2/3 Requires Unanimous

For review and discussion.

Author: J. Batt Reviewed by: _____ CAO: _____

BUDGET AMENDMENTS BY COUNCIL MOTIONS							
Tracking							
Change #				ADDITIONS (-)	REMOVE (+)	Acummunlative BASE Variance	Variance
	Proposed Base Budget (Existing Service Levels)			- \$3,755,700		- \$3,755,700	
1	Non Profit Organizations Incl. Rec Board			- \$11,700		- \$3,767,400	Nov 18 bud pres
	Recaiculations - Carbon TX, YTD average costs, goods & supplies						
2	Insurance reductions				\$190,371	- \$3,577,029	
	Adjustments to fill positions and CPP & EI increases				\$283,564	- \$3,293,465	
	CAMA Cancellation - Travel & Sub				\$95,421	- \$3,198,044	
	Contributions to MR reserve as per revenue			- \$80,000	\$4,640	- \$3,193,404	
	Contributions to Off Site Levy reserve as per revenue			- \$119,450		- \$3,273,404	
	Contributions to Gravel Reclamation reserve as per reve			- \$50,000		- \$3,392,854	
	Contracted Services - Public Works				\$250,916	- \$3,442,854	
	Structural Repair & Main Public Works				\$147,500	- \$3,191,938	
	Fuel Public Works				\$135,000	- \$3,044,438	
	Regraveling recalculation				\$975,000	- \$2,909,438	
	Existing gravel for Inventory - regraveling program			\$385,333		- \$1,934,438	
	Remove Crushing Program - Schedule for 2022				\$2,500,000	- \$1,549,105	
	Remove funds from gravel crushing reserve				- \$1,000,000	\$950,895	
	Overburdon removal - prep for 2022 crushing			- \$300,000		- \$49,105	
	Allocate to Gravel Crushing Reserve			- \$500,000		- \$349,105	
	Fee Schedule Bylaw amendments				\$130,476	- \$849,105	Admin proposals
						- \$718,629	

Mackenzie County
 2021 Budget
 Contributions to Reserves as per Policy

As of November 30,2020

Reserves	2021 Operating Budget	Minimal contribution	Reserve Policy #
Roads		500,000	Reserve Policy #4
Vehicle & Equipment/Emergency Services		250,000	Reserve Policy #6
Recreation and Parks		50,000	Reserve Policy #8
Surface Water Management		500,000	Reserve Policy #9
Gravel Crushing	500,000	500,000	Reserve Policy #14
Street Light Replacement		253,750	Reserve Policy #19
Grants to Other Organizations		20,000	Reserve Policy #20
Total	500,000	2,073,750	

Contributions to Reserves as per Revenues/Policies			
Municipal Reserve	80,000	80,000	Reserve Policy #10
Gravel Reclamation Reserve	50,000	50,000	Reserve Policy #5
Off Site Levy Reserve	119,450	119,450	Reserve Policy #3
Water/Sewer Surplus (2021 Operating)	1,432,794	1,432,794	Reserve Policy #13
Total	1,682,244	1,682,244	

**TOTAL CONTRIBUTIONS TO RESERVES
 IN THE 2021 BUDGET**

2,182,244	3,755,994
------------------	------------------

Draws from Reserves

--

**TOTAL DRAWS FROM RESERVES
 IN THE 2021 BUDGET**

-

**Mackenzie County
Summary of All Units**

	2018 Actual	2019 Actual	2020 YTD	2020	2021	\$ Variance
	Total	Total	Total	Budget	Budget	2020 /21
OPERATING REVENUES						
100-Municipal Taxes	\$24,427,435	\$25,701,057	\$23,618,112	\$23,646,552	\$22,633,522	(\$1,013,030)
124-Frontage	\$113,315	\$73,576	(\$2,224)	\$99,450	\$99,450	\$0
261-Ice Bridge	\$145,780	\$120,000	\$130,000	\$140,000	\$140,000	\$0
420-Sales of goods and services	\$873,667	\$1,273,937	\$361,226	\$538,485	\$512,086	(\$26,399)
421-Sale of water - metered	\$3,112,411	\$3,444,088	\$2,778,915	\$3,135,614	\$3,457,395	\$321,781
422-Sale of water - bulk	\$1,023,187	\$907,778	\$770,972	\$999,718	\$915,229	(\$84,489)
424-Sale of land	\$12,520	\$0	\$556	\$10,000	\$10,000	\$0
510-Penalties on taxes	\$1,208,666	\$1,062,787	\$1,038,346	\$700,000	\$700,000	\$0
511-Penalties of AR and utilities	\$26,994	\$29,435	\$18,887	\$29,000	\$29,000	\$0
520-Licenses and permits	\$46,582	\$45,328	\$55,045	\$45,000	\$45,000	\$0
521-Offsite levy	\$25,866	\$40,482	\$16,660	\$20,000	\$20,000	\$0
522-Municipal reserve revenue	\$72,000	\$138,985	\$225,231	\$80,000	\$80,000	\$0
526-Safety code permits	\$207,845	\$200,599	\$267,281	\$200,000	\$200,000	\$0
525-Subdivision fees	\$40,290	\$71,060	\$46,494	\$50,000	\$40,000	(\$10,000)
530-Fines	\$18,386	\$6,987	\$4,883	\$20,000	\$5,000	(\$15,000)
531-Safety code fees	\$8,559	\$8,136	\$14,240	\$8,000	\$8,000	\$0
550-Interest revenue	\$722,659	\$606,352	\$12,896	\$500,000	\$500,000	\$0
551-Market value changes	-\$117,184	-\$17,137	\$0	\$0	\$0	\$0
560-Rental and lease revenue	\$134,599	\$171,499	\$125,844	\$145,793	\$133,849	(\$12,444)
570-Insurance proceeds	\$0	\$0	\$0	\$58,050	\$0	\$0
592-Well drilling revenue	\$134,134	\$134,294	\$0	\$15,000	\$15,000	\$0
597-Other revenue	\$201,733	\$52,285	\$17,118	\$71,000	\$65,000	(\$6,000)
598-Community aggregate levy	\$0	\$45,182	\$0	\$50,000	\$50,000	\$0
630-Sale of non-TCA equipment	\$132,913	-\$467,435	\$1,525	\$0	\$0	\$0
790-Tradeshaw Revenues	\$25,783	\$10	\$0	\$0	\$0	\$0
830-Federal grants	\$ 51,500	\$ -	\$ -	\$ -	\$ -	\$ -
840-Provincial grants	\$1,233,214	\$1,135,525	\$558,407	\$1,182,600	\$604,810	(\$577,790)
890-Gain (Loss) Penny Rounding	\$1	\$4	\$2	\$0	\$0	\$0
930-Contribution From Operating Reserves	\$2,175,731	\$547,076	\$0	\$2,566,290	\$0	(\$2,566,290)
940-Contribution From Capital	\$0	\$14,940	\$0	\$20,982	\$0	(\$20,982)
TOTAL REVENUE	\$36,058,586	\$35,346,830	\$30,060,416	\$34,331,534	\$30,263,341	(\$4,010,643)

Mackenzie County
Summary of All Units

	2018 Actual	2019 Actual	2020 YTD	2020	2021	\$ Variance
	Total	Total	Total	Budget	Budget	2020 /21
OPERATING EXPENSES						
110-Wages and salaries	\$7,194,340	\$7,755,114	\$5,310,415	\$7,383,606	\$6,524,643	(\$858,963)
132-Benefits	\$1,515,882	\$1,456,733	\$1,134,586	\$1,488,185	\$1,410,406	(\$77,779)
136-WCB contributions	\$109,016	\$152,797	\$0	\$140,351	\$135,905	(\$4,446)
142-Recruiting	\$10,883	\$9,348	\$4,588	\$15,000	\$15,000	\$0
150-Isolation cost	\$92,765	\$81,031	\$43,375	\$57,600	\$43,200	(\$14,400)
151-Honoraria	\$599,382	\$948,208	\$421,473	\$650,560	\$631,800	(\$18,760)
211-Travel and subsistence	\$416,554	\$415,372	\$186,939	\$466,067	\$498,750	\$32,683
212-Promotional expense	\$72,863	\$42,603	\$10,376	\$48,000	\$49,000	\$1,000
214-Memberships & conference fees	\$130,762	\$140,118	\$52,775	\$138,025	\$139,470	\$1,445
215-Freight	\$90,659	\$92,889	\$51,851	\$100,450	\$99,850	(\$600)
216-Postage	\$47,753	\$31,487	\$44,367	\$46,050	\$69,550	\$23,500
217-Telephone	\$126,065	\$129,249	\$93,963	\$129,690	\$124,660	(\$5,030)
221-Advertising	\$70,259	\$63,204	\$64,166	\$83,100	\$77,200	(\$5,900)
223-Subscriptions and publications	\$11,028	\$7,397	\$8,772	\$10,450	\$15,250	\$4,800
231-Audit fee	\$126,700	\$141,400	\$87,800	\$90,000	\$90,000	\$0
232-Legal fee	\$61,672	\$80,209	\$51,823	\$85,000	\$90,000	\$5,000
233-Engineering consulting	\$157,878	\$109,133	\$46,819	\$262,000	\$237,000	(\$25,000)
235-Professional fee	\$1,509,039	\$441,276	\$302,888	\$439,600	\$481,700	\$42,100
236-Enhanced policing fee	\$160,550	\$278,290	\$82,900	\$295,252	\$398,236	(\$2,800)
239-Training and education	\$100,362	\$86,948	\$12,870	\$113,010	\$98,260	(\$15,050)
242-Computer programming	\$98,421	\$241,233	\$123,955	\$216,175	\$220,137	\$3,962
243-Waste Management	\$0	\$520,554	\$379,025	\$554,620	\$554,800	\$180
251-Repair & maintenance - bridges	\$42,000	\$0	\$13,761	\$44,500	\$44,500	\$0
252-Repair & maintenance - buildings	\$147,167	\$119,213	\$88,918	\$138,290	\$168,570	\$30,280
253-Repair & maintenance - equipment	\$359,573	\$523,839	\$275,717	\$379,410	\$361,450	(\$17,960)
255-Repair & maintenance - vehicles	\$113,779	\$90,043	\$59,326	\$94,500	\$98,500	\$4,000
258-Contracted Services	\$110,916	\$561,967	\$881,272	\$610,903	\$1,082,174	\$471,271
259-Repair & maintenance - structural	\$1,432,612	\$947,700	\$919,401	\$1,600,670	\$1,355,250	(\$245,420)
260-Roadside Mowing & Spraying	\$0	\$284,344	\$314,181	\$382,433	\$396,000	\$13,567
261-Ice bridge construction	\$130,000	\$145,741	\$76,297	\$130,000	\$120,000	(\$10,000)
262-Rental - building and land	\$36,349	\$67,500	\$59,600	\$65,650	\$65,850	\$200
263-Rental - vehicle and equipment	\$80,486	\$73,061	\$43,326	\$144,134	\$148,834	(\$16,800)
266-Communications	\$97,104	\$141,022	\$124,731	\$148,443	\$155,272	\$6,829
271-Licenses and permits	\$8,137	\$11,609	\$5,425	\$25,895	\$25,545	(\$350)
272-Damage claims	\$10,000	\$5,000	\$0	\$5,000	\$5,000	\$0
274-Insurance	\$379,967	\$413,114	\$482,710	\$397,800	\$457,485	\$59,685
342-Assessor fees	\$171,580	\$219,352	\$150,046	\$279,000	\$279,000	\$0
290-Election cost	\$0	\$0	\$0	\$3,000	\$15,000	\$12,000
511-Goods and supplies	\$837,094	\$1,131,036	\$620,706	\$949,661	\$957,984	\$8,323
515-Lab Testing Water/Sewer	\$0	\$43,782	\$36,665	\$45,250	\$43,500	(\$1,750)
521-Fuel and oil	\$954,760	\$730,153	\$343,784	\$1,015,769	\$647,680	(\$302,557)
531-Chemicals and salt	\$340,645	\$338,452	\$340,278	\$419,800	\$424,800	\$5,000
532-Dust control	\$884,612	\$550,724	\$480,559	\$612,979	\$611,000	(\$1,979)
533-Grader blades	\$152,405	\$76,482	\$60,349	\$148,000	\$143,000	(\$5,000)
534-Gravel (apply: supply and apply)	\$3,582,887	\$1,211,510	\$468,793	\$1,240,000	\$2,147,000	\$907,000
535-Gravel reclamation cost	\$0	\$0	\$0	\$0	\$0	\$0
543-Natural gas	\$112,382	\$103,161	\$86,177	\$124,618	\$122,247	(\$2,371)
544-Electrical power	\$661,076	\$656,154	\$556,103	\$720,677	\$717,093	(\$3,584)
550-Carbon Tax	\$98,467	\$45,285	\$49,691	\$122,000	\$72,000	-\$50,000
710-Grants to local governments	\$1,769,328	\$1,385,766	\$1,793,917	\$2,143,586	\$1,793,917	(\$349,669)
735-Grants to other organizations	\$2,217,908	\$2,347,396	\$1,957,574	\$2,496,290	\$2,298,905	(\$197,385)
810-Interest and service charges	\$21,409	\$26,984	\$18,558	\$21,000	\$21,000	\$0
831-Interest - long term debt	\$472,419	\$421,139	\$264,243	\$432,994	\$389,989	(\$43,005)
832-Principle - Long term debt	\$1,926,262	\$1,632,479	\$1,095,339	\$1,538,280	\$1,361,746	(\$176,534)
762 - Contributed to Capital Projects	\$0	\$0	\$0	\$0	\$1	\$2
763-Contributed to Operating Reserve	\$2,062,144	\$440,962	\$0	\$769,450	\$749,450	(\$20,000)
764-Contributed to Capital Reserve	\$1,267,781	\$2,797,364	\$0	\$2,775,495	\$1,732,794	(\$1,042,701)
921-Bad Debt	\$471	\$19,475	\$0	\$350,000	\$350,000	\$0
922-Tax Cancellation/Writeoff	\$725,124	\$4,073,362	\$6,622	\$0	\$0	\$0
993-NBV of Disposed TCA Assets	\$360,616	\$360,831	\$0	\$0	\$0	\$0
994-Change in Inventory	\$0	\$421,033	\$0	(\$490,000)	(\$385,333)	\$104,667
Non-TCA projects	\$1,272,119	\$10,085,394	\$885,429	\$1,513,665	\$0	(\$1,513,665)
TOTAL	\$35,542,612	\$45,727,022	\$21,075,224	\$34,211,933	\$30,982,020	(\$3,291,964)
EXCESS (DEFICIENCY)	\$515,974	(\$10,380,192)	\$8,985,192	\$119,601	(\$718,679)	(\$718,679)

Mackenzie County
Summary of All Units

	2018 Actual	2019 Actual	2020 YTD	2020	2021	\$ Variance
	Total	Total	Total	Budget	Budget	2020 /21
Taxes	\$24,427,435	\$25,701,057	\$23,618,112	\$23,646,552	\$22,633,522	(\$1,013,030)
User Fees/Sales /Rentals	\$1,059,520	\$1,464,849	\$490,626	\$689,278	\$650,935	(\$38,843)
Water/Sewer Rates	\$4,135,598	\$4,351,866	\$3,549,887	\$4,073,781	\$4,372,624	\$237,292
Accounts	\$1,235,660	\$1,092,222	\$1,057,233	\$729,000	\$729,000	\$0
Permit & Fees	\$369,991	\$450,005	\$604,735	\$378,000	\$368,000	(\$10,000)
Interest Earnings	\$722,659	\$606,352	\$12,896	\$500,000	\$500,000	\$0
Grants	\$1,233,214	\$1,135,525	\$556,707	\$1,182,600	\$604,810	(\$577,790)
Other Revenue	\$652,878	\$58,963	\$168,520	\$425,450	\$404,450	(\$21,000)
Reserve Draws	\$2,177,431	\$568,108	\$1,700	\$2,587,272	\$0	(\$2,587,272)
Total Revenues	\$36,014,386	\$35,428,947	\$30,060,416	\$34,211,933	\$30,263,341	(\$4,010,643)
	2018 Actual	2019 Actual	2020 YTD	2020	2021	\$ Variance
	Total	Total	Total	Budget	Budget	2020 /21
Salaries and Benefits	\$9,522,268	\$10,224,555	\$6,914,437	\$9,735,302	\$8,760,954	(\$974,348)
Materials and Supplies	\$6,592,255	\$4,573,304	\$2,685,237	\$4,458,163	\$5,449,798	\$1,037,118
Contracted Services	\$5,195,607	\$5,326,157	\$4,557,165	\$6,343,825	\$6,763,941	\$314,332
Utilities	\$1,951,936	\$1,660,725	\$1,129,112	\$2,123,883	\$1,694,809	(\$430,774)
Debt/Capital Financing	\$7,021,376	\$19,798,587	\$1,384,762	\$5,397,219	\$4,219,646	(\$1,177,573)
Grants	\$3,987,236	\$3,469,612	\$3,751,491	\$4,639,876	\$4,092,822	(\$547,054)
2020 One Time Projects	\$1,272,119	\$10,085,394	\$652,414	\$1,513,665	\$0	(\$1,513,665)
Total Expenditures	\$35,542,798	\$55,138,335	\$21,074,618	\$34,211,933	\$30,981,970	(\$3,291,964)
Estimated 2021 Shortfall				(\$0)	(\$718,629)	(\$718,679)

REVENUE BY DEPARTMENT

	2018 Actual	2019 Actual	2020 YTD	2020	2021	\$ Variance
	Total	Total	Total	Budget	Budget	2020 /21
TAXES	\$24,427,435	\$25,701,057	\$23,618,112	\$23,646,552	\$22,633,522	-\$1,013,030
Council	\$0	\$0	\$0	\$0	\$0	\$0
Administration	\$2,981,865	\$2,556,628	\$1,409,934	\$2,978,313	\$1,464,702	-\$1,452,060
Fire Services	\$503,504	\$850,043	\$29,942	\$151,000	\$121,500	-\$29,500
Ambulance	\$8,775	\$8,100	\$6,750	\$8,100	\$8,100	\$0
Enforcement Services	\$37,448	\$21,689	\$17,568	\$34,827	\$19,827	-\$15,000
Public Works	\$2,677,540	\$226,966	\$287,415	\$1,211,083	\$444,295	-\$770,289
Airports	\$36,150	\$123,571	\$13,732	\$132,966	\$38,114	-\$95,352
Water Distribution	\$3,128,889	\$3,323,266	\$2,685,197	\$3,312,160	\$3,346,076	\$33,916
Sewer Disposal	\$1,139,117	\$1,170,470	\$914,089	\$1,177,169	\$1,153,398	-\$23,771
Waste Management	\$81,229	\$96,467	\$85,419	\$85,050	\$89,510	\$4,460
Non Profit Organizations	\$232,647	\$328,800	\$273,792	\$544,832	\$298,682	-\$246,150
Planning & Development	\$361,696	\$421,126	\$345,228	\$550,672	\$264,000	-\$286,672
Agriculture	\$241,291	\$245,264	\$19,950	\$247,667	\$170,715	-\$76,952
Subdivisions	\$124,520	\$200,645	\$271,991	\$140,000	\$130,000	-\$10,000
Recreation Boards	\$5,590	\$27,323	\$0	\$18,843	\$0	-\$18,843
Parks & Playgrounds	\$66,690	\$45,415	\$81,297	\$92,300	\$80,900	-\$11,400
Tourism	\$0	\$0	\$0	\$0	\$0	\$0
Library	\$4,200	\$0	\$0	\$0	\$0	\$0
TOTAL REVENUES	\$36,058,586	\$35,346,830	\$30,060,416	\$34,331,534	\$30,263,341	-\$4,010,643

EXPENSES by DEPARTMENT

	2018 Actual	2019 Actual	2020 YTD	2020	2021	\$ Variance
	Total	Total	Total	Budget	Budget	2020 /21
Council	\$768,764	\$794,428	\$511,263	\$877,289	\$949,123	\$71,834
Administration	\$10,765,786	\$12,477,483	\$5,056,118	\$7,170,053	\$6,385,954	-\$797,598
Fire Services	\$840,493	\$10,306,707	\$684,802	\$806,832	\$731,474	-\$75,358
Ambulance	\$2,832	\$8,417	\$3,971	\$5,000	\$7,687	\$2,687
Enforcement Services	\$531,131	\$546,478	\$229,118	\$555,005	\$489,566	-\$171,223
Public Works	\$13,075,811	\$11,439,132	\$6,804,806	\$12,042,961	\$10,886,104	-\$1,088,625
Airports	\$233,423	\$285,205	\$201,331	\$355,233	\$261,926	-\$93,307
Water Distribution	\$2,445,970	\$2,490,447	\$1,651,107	\$3,251,124	\$3,209,486	-\$41,638
Sewer Disposal	\$795,835	\$800,528	\$576,738	\$1,138,915	\$1,126,145	-\$14,770
Waste Management	\$719,889	\$737,905	\$599,851	\$754,993	\$823,685	\$68,692
Non Profit Organizations	\$815,913	\$886,102	\$728,246	\$1,043,303	\$797,848	-\$245,455
Planning & Development	\$1,198,341	\$1,332,961	\$1,028,782	\$1,732,703	\$1,180,126	-\$552,577
Agriculture	\$1,130,548	\$1,321,462	\$1,158,417	\$1,955,402	\$1,602,252	-\$362,150
Subdivisions	\$346,241	\$405,998	\$220,287	\$473,552	\$511,527	\$37,975
Recreation Boards	\$1,175,650	\$1,239,946	\$1,019,778	\$1,246,216	\$1,233,035	-\$13,181
Parks & Playgrounds	\$411,485	\$363,907	\$321,466	\$499,996	\$482,273	-\$17,723
Tourism	\$36,250	\$25,379	\$21,701	\$37,250	\$39,250	\$2,000
Library	\$248,250	\$264,538	\$257,442	\$266,106	\$264,559	-\$1,547
TOTAL EXPENDITURES	\$35,542,612	\$45,727,022	\$21,075,224	\$34,211,933	\$30,982,020	-\$3,291,964

Mackenzie County Police Costing Model

Year	Police Funding Model Share with modifiers	Dollar costs - 100% reimbursement	Police Funding Model Share with modifiers less Enhanced Policing Billing	Expected per capita costs
2020-21	\$ 283,652	\$ 320,000	\$ (36,348)	\$ (3)
2021-22	\$ 425,784	\$ 320,000	\$ 105,784	\$ 8
2022-23	\$ 567,305	\$ 320,000	\$ 247,305	\$ 20
2023-24	\$ 851,567	\$ 320,000	\$ 531,567	\$ 42
2024-25	\$ 851,567	\$ 320,000	\$ 531,567	\$ 42

Source: Alberta Municipal Affairs, Municipal Services Branch, 2018 Official Population List
 Alberta Municipal Affairs, Municipal Financial and Statistical Data, 2018 Equalized Assessment
 Statistics Canada, Canadian Centre for Justice Statistics, CSI Weighted 2015-17 file
 Alberta Justice and Solicitor General, Law Enforcement & Oversight Branch, Enhanced Policing Agreements
 Alberta Justice and Solicitor General, Law Enforcement & Oversight Branch, "K" Division Detachments by Contract

EXECUTIVE SUMMARY

2021 DRAFT OPERATING DRAFT BUDGET HIGHLIGHTS – MEETING YOUR NEEDS

Mackenzie County’s track record of fiscal responsibility and providing value for the property tax dollar is once again reflected in the proposed 2021 Operating Budget.

The County’s Draft taxation expenditures are proposed at \$30,982,020 which is a decrease of \$3,291,964 compared to the 2020 budget, however revenues also show a decrease of \$4,010,643, leaving a current shortfall of \$718,679. The draft budget does not include the approved Carry Forward One time projects, as they are fully funded by various sources, however do have an impact on the variance report. These shifts are mainly due to anticipated reduction in wages, engineering fees, fuel & oil costs, and contributions to reserves while budgeting for an increase to the regravelling program, and some contracted services. The County’s objective is to have a balanced budget, once all service levels have been approved.

Not included in the attached Operating Budget is allocations to reserves as per policy, and the Town of High Levels Capital funding request.

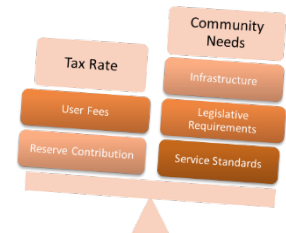
As expenditures continue for the 2020 One Time projects being carried into the 2021 budget, they have been removed from this draft budget until budget presentation later in the year once all anticipated 2020 costs are identified. All 2020 projects are currently funded and will have no negative impact on the 2021 operating budget.

The County continues to be affected by many factors that put upward pressure on the budget. These include industry shutdowns, inflation, lack of provincial/federal funding, escalating infrastructure renewal and maintenance costs, changing legislative requirements and fuel/electrical utility cost pressures.

Provincial & Federal Fiscal Retrenchment & Impacts

The following are examples of additional challenges the County has managed as a direct result of fiscal retrenchment and policy impacts of the upper tier governments:

- The province has eliminated the requirement for social housing to pay property taxes.
- The unknown future impact of the Carbon Tax has been budgeted as an expenditure of approximately \$72,000 by the County on the goods (fuel, utilities, etc.) required for service delivery.
- Police Costing Model for 2021 are to be collected in January of every year.
- Imposing service standards changes via legislation and regulations without any financial support.



OPERATING BUDGET OVERVIEW

The 2021 Proposed Operating Budget was prepared on the premise that the County will deliver the same level and quality of services approved in the 2020 Operating Budget. The decrease in the base operating budget is \$3,291,964, however revenues also show a decrease of \$4,010,643, leaving a current shortfall of \$718,679. This is comprised of a combination of negative and positive expenditure and revenue shifts.

Exhibit 1: Revenue Changes Included in the Operating Budget details the shifts and reasons driving these revenue changes. These revenue changes show an overall decrease of \$4,010,643. These changes are detailed in Exhibit 1 below.

Exhibit 2: Expenditure Changes Included in the Operating Budget details the shifts and reasons driving these changes. These expenditure changes show an overall decrease of \$3,291,964. The major changes are detailed in the notes explaining Exhibit 2 below.

Exhibit 1: Revenue Changes in the Operating Budget - \$4,010,643

[100] Municipal Taxes has an overall estimated reduction of \$1,013,030. Anticipated reduction in machinery & equipment, and linear assessment due to industry shutdown while taking into account growth at the current mill rate.

[420] Sale of Goods and Services has been decreased by \$26,399 to reflect the 3 year trend in reduction of services purchased.

[421] Water Metered has been increased by \$321,781 to reflect three-year sales average and growth factor along with the recommended 0.25/m³ rate increase. New anticipated customers have been included in this calculation.

[422] Bulk Water Sales has been decreased by \$84,489 to reflect a down turn in water/sewer sales due to industry shutdowns.

[530] Fines have a reduction of \$15,000 supporting Councils wish to reduce the amount of fines given to ratepayers, and finding other avenues to assist in enforcing the Bylaws.



[840] Provincial Grants have decreased by \$577,790. These reductions are noted for reduced funding in the Agricultural Service Board budget of \$44,452. These reductions are also noted for specific projects that were completed with funding allocated in 2020 or will not be incurring expenditures in 2021.

[930] Contribution from Operating Reserves are identifying a reduction of \$2,566,290, as one time projects being carried forward are not included in this draft budget, and administration has removed the gravel crushing project and draw from reserve from this draft budget presentation.

Exhibit 2: Expenditure Changes in the Operating Budget -\$3,291,964

[110] [132] [136] Wages and Benefits had a reduction of \$941,188. The changes reflect the Organizational Chart amendments along with advertising time lines, wage steps, benefit premiums and lump sum as per the agreement.

[216] Postage increase of \$23,500 reflects the anticipated rollout of ebilling delay for some utility ratepayers in late 2021.

[233] Engineering and Consulting had a slight decrease of \$25,000 due to the Council motion approving an increase in the engineering budget for shovel ready projects, and not included in the 2021 budget.

[258] Contract Services had an increase of \$471,271 to offset the staff shortage while still maintaining the levels of service based on anticipated needs.

[259] Repair and Maintenance Structural reflects a decrease of \$245,420 due to anticipated reduction in repairs required.

[274] As anticipated, Insurance increased by \$59,685 due to the amount of 2019 & 2020 events province wide, and claims. The 2020 budget was not amended to show true 2020 costs as the increase was not completed until post budget approval.

[521] Fuel and Oil reflects a decrease of \$302,557 based on the anticipated costs being born on the contract services, and actual usage calculation for the remaining fleet being reflected in the travel and subsistence budget.

[534] Currently the regravelling cost of \$1,525,000 is reflected in this 2021 budget as the regravelling program has been reviewed and will be brought to Council for final discussion. 2021 is also a crushing year for the County, however administration is recommending that the crushing be postponed 1 year to assist administration in completing all current capital projects.

To assist in offsetting some of these costs, \$385,333 in gravel inventory has been allocated to the regravelling program.

[735] Grants to Organizations had a decrease in funding requests. This 2021 budget shows a decrease of \$197,385 due to a reduction in applications received, and one time projects being completed in 2020, and no new one time projects being incorporated.

[831] [832] Interest & Principle on Debt is reduced by \$219,539 as one financed project was fully funded.

[763] [764] Contributions to reserves are reflected at \$2,482,244 to assist with funding future capital expenditures. Included in these contributions are specific revenues that should be contributed to the reserves namely: Municipal Reserve Revenue; and Off-Site Levies; Water & Sewer Surplus .

[921] Bad Debt remains unchanged and requires further discussion with Council on analysis of aging schedules related to various account receivables/taxes outstanding, and payment options available to ratepayers.

Council	2018 Actual	2019 Actual	2020 YTD	2020	2021	\$ Variance
	Total	Total	Total	Budget	Budget	2020 /21
Expenditures:						
Salaries and Benefits	\$479,268	\$350,801	\$358,778	\$550,368	\$520,706	(\$29,662)
Materials and Supplies	\$255,008	\$145,477	\$134,385	\$296,421	\$386,223	\$89,802
Contracted Services	\$27,046	\$15,635	\$12,501	\$22,800	\$34,494	\$11,694
Utilities	\$7,442	\$4,525	\$5,399	\$7,700	\$7,700	\$0
Total Expenditures	\$768,764	\$516,438	\$511,063	\$877,289	\$949,123	\$71,834

Administration	2018 Actual	2019 Actual	2020 YTD	2020	2021	\$ Variance
	Total	Total	Total	Budget	Budget	2020 /21
Revenues:						
User Fees/Sales /Rentals	\$92,822	\$135,336	\$112,490	\$77,200	\$77,200	\$0
Penalties- Overdue Accounts	\$1,219,074	\$1,073,438	\$1,046,465	\$709,000	\$709,000	\$0
Interest Earnings	\$722,659	\$606,352	\$12,896	\$500,000	\$500,000	\$0
Grants	\$605,019	\$373,548	\$163,688	\$354,593	\$48,502	(\$306,091)
Other Revenue	\$327,705	\$230,038	\$16,345	\$135,000	\$130,000	(\$5,000)
Reserve Draws	\$0	\$294,651	\$0	\$1,202,520	\$0	(\$1,202,520)
Total Revenues	\$2,967,279	\$2,713,363	\$1,351,884	\$2,978,313	\$1,464,702	(\$1,513,611)
Expenditures:						
Salaries and Benefits	\$2,410,264	\$2,578,148	\$1,725,233	\$2,384,497	\$2,247,167	(\$137,330)
Materials and Supplies	\$414,087	\$484,865	\$286,476	\$475,656	\$475,519	(\$437)
Contracted Services	\$661,906	\$740,348	\$625,678	\$901,654	\$876,808	(\$24,846)
Utilities	\$142,459	\$140,760	\$115,138	\$159,694	\$152,092	(\$7,602)
Debt/Capital Financing	\$4,835,376	\$6,504,442	\$69,681	\$629,450	\$840,450	\$211,000
Grants	\$1,769,328	\$1,385,766	\$1,793,917	\$2,143,586	\$1,793,917	(\$349,669)
One Time Projects	\$533,366	\$534,169	\$443,249	\$486,016	\$0	(\$486,016)
Total Expenditures	\$10,766,786	\$12,368,498	\$5,059,372	\$7,180,553	\$6,385,953	(\$794,900)

Fire Departments	2018 Actual	2019 Actual	2020 YTD	2020	2021	\$ Variance
	Total	Total	Total	Budget	Budget	2020 /21
Revenues:						
User Fees/Sales /Rentals	\$495,654	\$840,043	\$29,942	\$121,000	\$121,500	\$500
Grants	\$0	\$10,000	\$0	\$15,000	\$0	(\$15,000)
Other Revenue	\$550	\$0	\$0	\$0	\$0	\$0
Reserve Draws	\$0	\$0	\$0	\$15,000	\$0	(\$15,000)
Total Revenues	\$496,204	\$850,043	\$29,942	\$151,000	\$121,500	(\$29,500)
Expenditures:						
Salaries and Benefits	\$236,708	\$564,726	\$179,145	\$277,016	\$239,483	(\$37,533)
Materials and Supplies	\$226,805	\$249,235	\$71,899	\$205,789	\$172,245	(\$33,544)
Contracted Services	\$280,508	\$234,018	\$146,648	\$213,609	\$241,739	\$28,130
Utilities	\$72,918	\$85,265	\$54,095	\$80,418	\$78,007	(\$2,411)
Debt/Capital Financing	\$165,935	\$182,085	\$0	\$0	\$0	\$0
Grants	\$0	\$0	\$0	\$0	\$0	\$0
One Time Projects	\$23,554	\$9,173,463	\$233,015	\$30,000	\$0	(\$30,000)
Total Expenditures	\$1,006,428	\$10,488,792	\$684,802	\$806,832	\$731,474	(\$75,358)

Ambulance	2018 Actual	2019 Actual	2020 YTD	2020	2021	\$ Variance
	Total	Total	Total	Budget	Budget	2020 /21
Revenues:						
User Fees/Sales /Rentals	\$8,775	\$8,100	\$6,750	\$8,100	\$8,100	\$0
Total Revenues	\$8,775	\$8,100	\$6,750	\$8,100	\$8,100	\$0
Expenditures:						
Contracted Services	\$2,832	\$8,417	\$3,971	\$5,000	\$7,687	\$2,687
Debt/Capital Financing	\$12,328	\$12,328	\$0	\$0	\$0	\$0
Total Expenditures	\$15,160	\$20,745	\$3,971	\$5,000	\$7,687	\$2,687

Enforcement	2018 Actual	2019 Actual	2020 YTD	2020	2021	\$ Variance
	Total	Total	Total	Budget	Budget	2020 /21
Revenues:						
User Fees/Sales /Rentals	\$14,062	\$14,702	\$12,685	\$14,827	\$14,827	\$0
Other Revenue	\$18,386	\$6,987	\$4,883	\$20,000	\$5,000	(\$15,000)
Reserve Draws	\$5,000	\$0	\$0	\$0	\$0	\$0
Total Revenues	\$37,448	\$21,689	\$17,568	\$34,827	\$19,827	(\$15,000)
Expenditures:						
Salaries and Benefits	\$272,819	\$201,347	\$122,937	\$179,267	\$36,341	(\$142,926)
Materials and Supplies	\$45,624	\$48,665	\$14,057	\$48,300	\$39,850	(\$8,450)
Contracted Services	\$193,595	\$290,145	\$89,905	\$306,552	\$411,675	(\$661)
Utilities	\$15,094	\$6,321	\$2,219	\$20,886	\$1,700	(\$19,186)
Debt/Capital Financing	\$6,687	\$0	\$0	\$0	\$0	\$0
One Time Projects	\$3,999	\$0	\$0	\$0	\$0	\$0
Total Expenditures	\$537,818	\$546,478	\$229,118	\$555,005	\$489,566	(\$171,223)

Public Works	2018 Actual	2019 Actual	2020 YTD	2020	2021	\$ Variance
	Total	Total	Total	Budget	Budget	2020 /21
Revenues:						
User Fees/Sales /Rentals	\$127,050	\$113,953	\$58,282	\$128,835	\$104,476	(\$24,359)
Grants	\$122,753	\$148,698	\$119,227	\$118,835	\$118,719	(\$116)
Other Revenue	\$227,596	(\$244,855)	\$109,906	\$221,100	\$221,100	\$0
Reserve Draws	\$2,155,941	\$209,170	\$0	\$684,263	\$0	(\$684,263)
Total Revenues	\$2,633,340	\$226,966	\$287,415	\$1,153,033	\$444,295	(\$708,738)
Expenditures:						
Salaries and Benefits	\$3,644,942	\$3,695,911	\$2,424,995	\$3,559,942	\$2,948,379	(\$611,563)
Materials and Supplies	\$5,143,500	\$2,508,017	\$1,418,494	\$2,617,244	\$3,368,689	\$751,445
Contracted Services	\$1,767,393	\$1,406,490	\$1,454,573	\$2,061,071	\$2,109,297	\$48,226
Utilities	\$1,201,932	\$953,959	\$588,572	\$1,298,639	\$900,035	(\$398,604)
Debt/Capital Financing	\$1,053,800	\$9,031,153	\$918,172	\$2,458,786	\$1,559,704	(\$899,082)
One Time Projects	\$264,244	\$209,170	\$0	\$47,279	\$0	(\$47,279)
Total Expenditures	\$13,075,811	\$17,804,700	\$6,804,806	\$12,042,961	\$10,886,104	(\$1,156,857)

Airport	2018 Actual	2019 Actual	2020 YTD	2020	2021	\$ Variance
	Total	Total	Total	Budget	Budget	2020 /21
Revenues:						
User Fees/Sales /Rentals	\$36,150	\$103,986	\$13,732	\$47,692	\$38,114	(\$10,078)
Reserve Draws	\$0	\$19,585	\$0	\$85,274	\$0	(\$85,274)
Total Revenues	\$36,150	\$123,571	\$13,732	\$132,966	\$38,114	(\$95,352)
Expenditures:						
Salaries and Benefits	\$59,620	\$70,245	\$42,729	\$48,595	\$41,704	(\$6,891)
Materials and Supplies	\$21,092	\$14,289	\$12,432	\$28,500	\$28,500	\$0
Contracted Services	\$123,925	\$150,793	\$103,406	\$161,830	\$160,688	(\$1,142)
Utilities	\$28,786	\$27,210	\$23,362	\$31,034	\$31,034	\$0
Debt/Capital Financing	\$0	\$199,088	\$0	\$0	\$0	\$0
One Time Projects	\$0	\$19,585	\$19,402	\$85,274	\$0	(\$85,274)
Total Expenditures	\$233,423	\$481,211	\$201,331	\$355,233	\$261,926	(\$93,307)

Water Services	2018 Actual	2019 Actual	2020 YTD	2020	2021	\$ Variance
	Total	Total	Total	Budget	Budget	2020 /21
Revenues:						
Water/Sewer Fees	\$3,012,658	\$3,197,619	\$2,648,182	\$2,994,334	\$3,231,626	\$237,292
User Fees/Sales /Rentals	\$57,310	\$49,412	\$59,336	\$68,500	\$68,500	\$0
Penalties- Overdue Accounts	\$16,586	\$18,784	\$10,768	\$20,000	\$20,000	\$0
Other Revenue	\$42,335	\$47,182	\$23,261	\$25,950	\$25,950	\$0
Reserve Draws	\$0	\$10,269	\$0	\$203,376	\$0	(\$203,376)
Total Revenues	\$3,128,889	\$3,323,266	\$2,741,547	\$3,312,160	\$3,346,076	\$33,916
Expenditures:						
Salaries and Benefits	\$689,713	\$700,627	\$526,866	\$672,916	\$669,081	(\$3,835)
Materials and Supplies	\$355,320	\$452,941	\$311,273	\$455,020	\$535,930	\$80,910
Contracted Services	\$337,155	\$426,742	\$250,072	\$363,350	\$416,877	\$53,527
Utilities	\$394,900	\$357,082	\$289,217	\$424,303	\$424,303	\$0
Debt/Capital Financing	\$646,100	\$2,023,811	\$261,080	\$1,132,159	\$1,163,295	\$31,136
One Time Projects	\$22,782	\$5,877	\$1,345	\$203,376	\$0	(\$203,376)
Total Expenditures	\$2,445,970	\$3,967,080	\$1,639,853	\$3,251,124	\$3,209,486	(\$41,638)

Sewer Services	2018 Actual	2019 Actual	2020 YTD	2020	2021	\$ Variance
	Total	Total	Total	Budget	Budget	2020 /21
Revenues:						
Water/Sewer Fees	\$1,122,940	\$1,154,247	\$901,705	\$1,140,998	\$1,140,998	\$0
User Fees/Sales /Rentals	\$0	\$45	\$15	\$0	\$0	\$0
Other Revenue	\$16,177	\$16,178	\$12,369	\$12,400	\$12,400	\$0
Reserve Draws	\$0	\$0	\$0	\$23,771	\$0	(\$23,771)
Total Revenues	\$1,139,117	\$1,170,470	\$914,089	\$1,177,169	\$1,153,398	(\$23,771)
Expenditures:						
Salaries and Benefits	\$405,162	\$442,403	\$359,302	\$442,017	\$442,045	\$28
Materials and Supplies	\$18,500	\$27,929	\$25,157	\$51,600	\$51,600	\$0
Contracted Services	\$126,945	\$116,135	\$146,068	\$209,750	\$169,350	-\$40,400
Utilities	\$28,800	\$30,365	\$24,006	\$30,845	\$30,845	\$0
Debt/Capital Financing	\$155,200	\$885,448	\$22,205	\$380,932	\$430,305	\$49,373
One Time Projects	\$61,229	\$0	\$0	\$23,771	\$0	(\$23,771)
Total Expenditures	\$795,835	\$1,502,280	\$576,738	\$1,138,915	\$1,124,145	(\$14,770)

Waste	2018 Actual	2019 Actual	2020 YTD	2020	2021	\$ Variance
	Total	Total	Total	Budget	Budget	2020 /21
Revenues:						
User Fees/Sales /Rentals	\$80,407	\$93,987	\$85,419	\$85,050	\$89,510	\$4,460
Other Revenue	\$822	\$2,480	\$0	\$0	\$0	\$0
Reserve Draws	\$0	\$0	\$0	\$0	\$0	\$0
Total Revenues	\$81,229	\$96,467	\$85,419	\$85,050	\$89,510	\$4,460
Expenditures:						
Salaries and Benefits	\$17,273	\$19,613	\$11,297	\$17,282	\$17,349	\$67
Materials and Supplies	\$4,051	\$7,449	\$2,367	\$7,800	\$4,000	(\$3,800)
Contracted Services	\$656,183	\$686,707	\$569,474	\$704,501	\$776,927	\$72,426
Utilities	\$22,832	\$24,136	\$16,713	\$25,410	\$25,409	(\$1)
Debt/Capital Financing	\$0	\$18,779	\$0	\$0	\$0	\$0
One Time Projects	\$19,550	\$0	\$0	\$0	\$0	\$0
Total Expenditures	\$719,889	\$756,684	\$599,851	\$754,993	\$823,685	\$68,692

Family and Community Support Services & All Not for Profit Groups	2018 Actual	2019 Actual	2020 YTD	2020	2021	\$ Variance
	Total	Total	Total	Budget	Budget	2020 /21
Revenues:						
Grants	\$234,147	\$298,682	\$273,792	\$444,832	\$298,682	(\$146,150)
Other Revenue	(\$1,500)	\$0	\$0	\$0	\$0	\$0
Reserve Draws	\$0	\$0	\$0	\$100,000	\$0	(\$100,000)
Total Revenues	\$232,647	\$298,682	\$273,792	\$544,832	\$298,682	(\$246,150)
Expenditures:						
Salaries and Benefits	\$0	\$0	\$0	\$0	\$0	\$0
Contracted Services	\$163	\$14,393	\$5,763	\$2,100	\$1,645	(\$455)
Grants	\$815,750	\$871,709	\$722,483	\$1,021,203	\$796,203	(\$225,000)
Debt/Capital Financing	\$0	\$0	\$0	\$20,000	\$0	(\$20,000)
Total Expenditures	\$815,913	\$886,102	\$728,246	\$1,043,303	\$797,848	(\$245,455)

Planning & Development	2018 Actual	2019 Actual	2020 YTD	2020	2021	\$ Variance
	Total	Total	Total	Budget	Budget	2020 /21
Revenues:						
User Fees/Sales /Rentals	\$7,482	\$26,147	\$11,828	\$22,866	\$16,000	(\$6,866)
Permits & Fees	\$257,991	\$249,360	\$333,300	\$248,000	\$248,000	\$0
Grants	\$87,936	\$75,654	\$0	\$65,981	\$0	(\$65,981)
Other Revenue	\$8,287	\$0	\$100	\$1,000	\$0	(\$1,000)
Reserve Draws	\$0	\$9,065	\$0	\$212,825	\$0	(\$212,825)
Total Revenues	\$361,696	\$360,226	\$345,228	\$550,672	\$264,000	(\$286,672)
Expenditures:						
Salaries and Benefits	\$528,160	\$656,109	\$526,635	\$729,947	\$725,762	(\$4,185)
Materials and Supplies	\$54,650	\$84,644	\$45,164	\$68,625	\$60,190	(\$8,435)
Contracted Services	\$276,233	\$494,916	\$292,164	\$373,725	\$388,094	\$14,369
Grants	\$0	\$17,500	\$0	\$0	\$0	\$0
Utilities	\$11,354	\$5,063	\$1,119	\$6,600	\$6,080	(\$520)
Debt/Capital Financing	\$0	\$17,453	\$0	\$0	\$0	\$0
One Time Projects	\$327,944	\$74,729	\$163,700	\$553,806	\$0	(\$553,806)
Total Expenditures	\$1,198,341	\$1,350,414	\$1,028,782	\$1,732,703	\$1,180,126	(\$552,577)

Subdivisions	2018 Actual	2019 Actual	2020 YTD	2020	2021	\$ Variance
	Total	Total	Total	Budget	Budget	2020 /21
Revenues:						
Permits & Fees	\$112,000	\$200,645	\$271,435	\$130,000	\$120,000	(\$10,000)
Other Revenue	\$12,520	\$0	\$556	\$10,000	\$10,000	\$0
Total Revenues	\$124,520	\$200,645	\$271,991	\$140,000	\$130,000	(\$10,000)
Expenditures:						
Salaries and Benefits	\$304,675	\$356,137	\$174,802	\$348,027	\$357,427	\$9,400
Materials and Supplies	\$5,150	\$12,445	\$1,031	\$11,825	\$10,400	(\$1,425)
Contracted Services	\$35,538	\$36,559	\$43,940	\$33,000	\$63,000	\$30,000
Utilities (Fuel/Electrify/Natural Gas)	\$878	\$857	\$514	\$700	\$700	\$0
Debt/Capital Financing	\$0	\$138,985	\$0	\$80,000	\$80,000	\$0
Total Expenditures	\$346,241	\$544,983	\$220,287	\$473,552	\$511,527	\$37,975

Agriculture

	2018 Actual	2019 Actual	2020 YTD	2020	2021	\$ Variance
	Total	Total	Total	Budget	Budget	2020 /21
Revenues:						
User Fees/Sales /Rentals	\$52,932	\$19,976	\$19,950	\$34,308	\$31,808	(\$2,500)
Grants	\$183,359	\$228,943	\$0	\$183,359	\$138,907	(\$44,452)
Reserve Draws	\$5,000	(\$3,655)	\$0	\$30,000	\$0	(\$30,000)
Total Revenues	\$241,291	\$245,264	\$19,950	\$247,667	\$170,715	(\$76,952)
Expenditures:						
Salaries and Benefits	\$281,573	\$387,259	\$299,295	\$380,687	\$383,380	\$2,693
Materials and Supplies	\$164,303	\$121,325	\$82,406	\$132,892	\$123,710	(\$9,182)
Contracted Services	\$532,336	\$575,993	\$673,129	\$746,183	\$819,522	\$73,339
Utilities	\$20,178	\$21,912	\$6,587	\$22,140	\$22,140	\$0
Debt/Capital Financing	\$0	\$61,027	\$0	\$500,000	\$0	(\$500,000)
Grants	\$131,000	\$156,048	\$97,000	\$152,500	\$153,500	\$1,000
One Time Projects	\$10,159	\$41,079	\$0	\$30,000	\$0	(\$30,000)
Total Expenditures	\$1,139,548	\$1,364,643	\$1,158,417	\$1,964,402	\$1,502,252	(\$462,150)

Recreation Boards

	2018 Actual	2019 Actual	2020 YTD	2020	2021	\$ Variance
	Total	Total	Total	Budget	Budget	2020 /21
Revenues:						
Reserve Draws	\$5,590	\$27,323	\$0	\$18,843	\$0	(\$18,843)
Total Revenues	\$5,590	\$27,323	\$0	\$18,843	\$0	(\$18,843)
Expenditures:						
Materials and Supplies	\$0	\$28,143	\$390	\$0	\$0	\$0
Contracted Services	\$0	\$0	\$397	\$4,600	\$0	-\$4,600
Utilities	\$0	\$0	\$0	\$0	\$0	\$0
Debt/Capital Financing	\$145,950	\$631,408	\$113,624	\$145,892	\$145,892	\$0
Grants	\$1,024,408	\$1,038,589	\$880,649	\$1,058,981	\$1,087,143	\$28,162
One Time Projects	\$5,292	\$27,322	\$24,718	\$36,743	\$0	(\$36,743)
Total Expenditures	\$1,175,650	\$1,725,462	\$1,019,778	\$1,246,216	\$1,233,035	(\$13,181)

Parks & Playgrounds

	2018 Actual	2019 Actual	2020 YTD	2020	2021	\$ Variance
	Total	Total	Total	Budget	Budget	2020 /21
Revenues:						
User Fees/Sales /Rentals	\$66,690	\$44,462	\$80,197	\$80,900	\$80,900	\$0
Other Revenue	\$0	\$953	\$1,100	\$0	\$0	\$0
Reserve Draws	\$0	\$0	\$0	\$11,400	\$0	(\$11,400)
Total Revenues	\$66,690	\$45,415	\$81,297	\$92,300	\$80,900	(\$11,400)
Expenditures:						
Salaries and Benefits	\$192,091	\$201,229	\$162,423	\$144,741	\$132,130	(\$12,611)
Materials and Supplies	\$42,866	\$51,920	\$16,790	\$51,870	\$50,870	(\$1,000)
Contracted Services	\$171,351	\$128,866	\$139,476	\$231,600	\$283,638	\$52,038
Utilities	\$4,363	\$3,270	\$2,171	\$15,514	\$14,764	(\$750)
Debt/Capital Financing	\$0	\$92,580	\$0	\$50,000	\$0	(\$50,000)
One Time Projects	\$0	\$0	\$0	\$17,400	\$0	(\$17,400)
Total Expenditures	\$410,671	\$477,865	\$320,860	\$511,125	\$481,402	(\$29,723)

Tourism	2018 Actual	2019 Actual	2020 YTD	2020	2021	\$ Variance
	Total	Total	Total	Budget	Budget	2020 /21
Expenditures:						
Materials and Supplies	\$35,250	\$25,379	\$21,701	\$37,250	\$39,250	\$2,000
Grants	\$1,000	\$0	\$0	\$0	\$0	\$0
Total Expenditures	\$36,250	\$25,379	\$21,701	\$37,250	\$39,250	\$2,000

Library	2018 Actual	2019 Actual	2020 YTD	2020	2021	\$ Variance
	Total	Total	Total	Budget	Budget	2020 /21
Revenues:						
Reserve Draws	\$4,200		\$0	\$0	\$0	\$0
Total Revenues	\$4,200	\$0	\$0	\$0	\$0	\$0
Expenditures:						
Contracted Services	\$2,500	\$0	\$0	\$2,500	\$2,500	\$0
Grants	\$245,750	\$0	\$257,442	\$263,606	\$262,059	(\$1,547)
Total Expenditures	\$248,250	\$0	\$257,442	\$266,106	\$264,559	-\$1,547



Mackenzie County

REQUEST FOR DECISION

Meeting:	Budget Council Meeting
Meeting Date:	December 2, 2020
Presented By:	Jennifer Batt, Director of Finance
Title:	Review 2021 One Time Projects

BACKGROUND / PROPOSAL:

Attached is the 2021 Requested One Time (previously called Non-TCA) projects that administration is recommending for review by Council to be incorporated into the 2021 Budget. Only one project is being submitted for review, and would be funded by tax levy.

OPTIONS & BENEFITS:

COSTS & SOURCE OF FUNDING:

SUSTAINABILITY PLAN:

COMMUNICATION/PUBLIC PARTICIPATION:

POLICY REFERENCES:

Author: J. Batt Reviewed by: _____ CAO: _____

RECOMMENDED ACTION:

Simple Majority

Requires 2/3

Requires Unanimous

For review and discussion.

Author: _____ Reviewed by: _____ CAO: _____

MACKENZIE COUNTY

2021 REQUESTED ONE TIME Projects

Project Description	2021 BUDGET REQUEST	External	Internal Funding			Notes
		Other Grant	Municipal levy	Restricted Surplus (previous years)	RS-type	

(61) - Planning & Development Department

La Crete Area Structure Plan	175,000		175,000	-	-	Review and update the La Crete Area Structure Plan
<i>Total department 61</i>	175,000	-	175,000	-	-	

TOTAL 2021 REQUESTED One Time Projects	175,000	-	175,000	-	-	175,000
---	----------------	---	----------------	---	---	----------------



Mackenzie County

REQUEST FOR DECISION

Meeting:	Budget Council Meeting
Meeting Date:	December 2, 2020
Presented By:	Jennifer Batt, Director of Finance
Title:	Review 2020 Capital Projects – Carry Forwards

BACKGROUND / PROPOSAL:

Attached is the 2020 Capital projects that administration is recommending be completed, or carried forward.

Projects are funded by various grants, sale of assets, and reserves. Any project that is not fully expended, and funded by some grants and reserves will have the unallocated amount returned to the source for future Capital projects approved by Council.

OPTIONS & BENEFITS:

COSTS & SOURCE OF FUNDING:

SUSTAINABILITY PLAN:

COMMUNICATION/PUBLIC PARTICIPATION:

POLICY REFERENCES:

Author: J. Batt Reviewed by: _____ CAO: _____

RECOMMENDED ACTION:

Simple Majority

Requires 2/3

Requires Unanimous

For review and discussion.

Author: _____ Reviewed by: _____ CAO: _____

MACKENZIE COUNTY

TCA Projects 2020 INCLUDING CARRY FORWARDS

Project Description	TOTAL PROJECT BUDGET	2020 BUDGET	TOTAL COSTS	2020 COSTS	2020 REMAINING BUDGET	External Funding				Internal Funding				Notes	ADDITIONAL FUNDS REQUIRED	COMPLETED	CARRY FORWARD	
						FGTF Grant	MSI Grant	Other Grant	Other Sources (non-grant)	Municipal levy	RS-type	Restricted Surplus (previous years)	Debt/ure					
(12) - Administration Department																		
ZC - Admin Building Tree Planting (CF 2017)	15,000	10,489	14,511	10,000	489						GCR	10,489					X	
Information Technology Budget	45,000	30,445	40,804	26,249	4,196						GCR	30,445					X	
LC - 100 Street Plan	65,000	65,000	-	-	65,000						GCR	65,000	CM 20-04-242					X
FV - Flood Mitigation Land / Development	1,400,000	1,400,000	976,259	976,259	423,741						GCR	1,400,000	CM 20-06-378, 07-455					X
Total department 12	1,525,000	1,505,934	1,031,574	1,012,508	493,426	-	-	-	-	-	-	1,505,934						
(23) - Fire Department																		
FV - Training Facility (CF 2017)	20,000	11,350	8,650	-	11,350						GCR	1,350						X
LC - Fire Truck (2018)	501,000	290,372	500,329	289,701	671	289,372			10,000		V&E	1,000	Other Sources - FVFD 50% Motion #18-02-146 - switched to MSI June 27 18- 6-16-18, CM 20-02-085				X	
Ladder Truck	60,000	60,000	-	-	60,000						V&E	60,000	CM 19-12-815				X	
Total department 23	581,000	361,722	508,979	289,701	72,021	-	-	-	10,000	-	-	62,350						
(32) - Transportation Department																		
FV - Rebuild Eagles Nest Road (2 miles) (2018)	800,000	784,164	15,836	-	784,164	600,290					RDR	183,874						X
LC - Chipseal North & South Access (2018)	275,000	274,200	1,920	1,120	273,080	274,200												X
LC - Rebuild Airport Road (2 miles) (2018)	800,000	223,483	813,473	236,956	(13,473)						GCR	223,483						X
LC - Rebuild Blue Hills Road (2 miles) (2018)	800,000	229,181	739,803	168,984	60,197						GCR	229,181						X
LC - Rebuild Range Road 180 N (2 miles) (2018)	800,000	229,181	739,803	168,984	60,197						GCR	229,181						X
LC - Engineering & Design for 113 Street and 109 Ave (CF Gravel Reserve (CF 2014)	100,000	40,687	59,313	-	40,687						RDR	40,687						X
11 mile Culvert Replacement	150,000	92,357	57,643	-	92,357						RDR	92,357						X
FV - Rebuild Lambert Point Road (1 1/4 miles)	318,698	50,000	268,698	-	50,000	150,000												X
LC - 98 Ave Micro Surfacing (1200 meters)	220,000	219,200	160,800	160,000	59,200													X
Rebuild Blumenort Road East	440,000	385,610	54,390	-	385,610													X
Rebuild Machess Lake Road	440,000	437,876	2,124	-	437,876													X
LC - 9 Street Lights - 94 Ave 106 St to Pioneer Drive (See Note)	75,000	75,000	-	-	75,000						GCR	75,000						X
FV - Rebuild Butter town Road (See Note 2)	300,000	300,000	-	-	300,000													X
F501 Mill Razor	405,000	405,000	-	-	405,000													X
F502 AWD Graders x3	1,695,000	1,695,000	1,141,084	1,141,084	553,916	1,265,000		430,000					CM 20-05-294 change funding to MSI				X	
OR01 New Road Infrastructure Endeavour to Assist	500,000	500,000	426,607	426,607	73,393	500,000							CM 20-05-294 change funding to MSI				X	
OR05 Overlay Heliport Road	450,000	450,000	453,190	453,190	(3,190)	450,000											X	
LC Crosswalk 94 Ave 103 St	12,000	12,000	9,353	9,353	2,647						GCR	12,000						X
FV - Cement Wash Pad - shop	15,000	15,000	14,280	14,280	720						GCR	15,000	CM 20-06-343				X	
Total department 32	7,945,698	6,338,756	4,218,515	2,611,574	3,727,182	1,550,290	-	430,000	-	-	-	871,582						
(41) - Water Treatment & Distribution Department																		
LC - Well Number 4 (CF 2016)	1,072,500	898,534	173,966	-	898,534						GCR	898,534						X
ZA - Water Treatment Plant Upgrading (CF 2017)	933,569	781,944	151,625	-	781,944		609,457				RWTR	172,487						X
FV - Frozen Water Services Repairs (River Road) (CF 2015)	280,700	20,443	260,257	-	20,443						RWTR	20,443						X
LC - Waterline Bluehills (CF 2015)	833,250	690,722	142,528	-	690,722						RWTR	690,722						X
FV - Rural Water Supply North of the Peace River (2018)	420,000	174,854	245,147	-	174,854						GCR	174,854	\$20,000 from 2017 Non ICA Project - HL Rural Comprehensive Water Study, \$400,000					X
La Crete Well #3 Mechanical Cleaning	55,000	2,459	52,542	-	2,459						WIRSWR	2,459	CM 19-10-632				X	
LC - Waterline Hillcrest School	465,000	465,000	377,230	377,230	87,770		65,000	400,000					CM 20-05-302					X
FV - Water Treatment Plant Insulation Upgrade	75,000	75,000	69,181	69,181	5,819						GCR	75,000	CM 20-05-316				X	
Total department 41	4,135,019	3,108,954	1,472,476	446,411	2,662,543	-	65,000	609,457	400,000	-	-	2,034,499						
(42) - Sewer Disposal Department																		
ZA - Lift Station Upgrade (CF 2013-2017)	1,964,606	1,690,635	273,971	-	1,690,635						WIRSWR/DR	657,359						X
LC - Sanitary Sewer Expansion (CF 2016)	148,000	10,289	137,711	-	10,289						GCR	10,289						X
Total department 42	2,112,606	1,700,924	411,682	-	1,700,924	-	-	-	-	-	-	667,648						
(43) - Waste																		
Waste Bins Replacement	20,000	20,000	19,990	19,990	10						GCR	20,000						X
Total department 43	20,000	20,000	19,990	19,990	10	-	-	-	-	-	-	20,000						
(61) - Planning & Development																		
La Crete Southeast Drainage Ditch	20,000	20,000	20,000	20,000	-						SWMR	20,000	CM 20-02-122					X
Drainage Ditch 02 24 192 3085	6,000	6,000	-	-	6,000						SWMR	6,000						X
Drainage Ditch 01 02 992 084	8,000	8,000	-	-	8,000						SWMR	8,000						X
Total department 61	34,000	34,000	20,000	20,000	14,000	-	-	-	-	-	-	34,000						
(63) - Agriculture																		
HL - Rural Drainage - Phase II & Phase III (CF 2014/2015)	1,181,000	77,808	1,116,564	13,372	64,436						DR	77,808						X
LC - Buffalo Head/Steep Hill Water Management (Phase I) (CF 2014/2015)	7,458,569	2,057	7,456,512	-	2,057						GCR	2,057	Motion 18-11-885					X
LC - Blue Hills Erosion Repair Twp Rd 103-2	275,000	275,000	136,800	136,800	138,200	275,000												X
FV - MARA Agronomy Building	560,000	560,000	432,072	432,072	127,928			300,000	235,000		GCR	25,000	CM 20-06-380,07-427					X
Total department 63	9,474,569	914,865	9,141,948	582,244	332,621	275,000	-	300,000	235,000	-	-	104,865						

MACKENZIE COUNTY

TCA Projects 2020 INCLUDING CARRY FORWARDS

Project Description	TOTAL PROJECT BUDGET	2020 BUDGET	TOTAL COSTS	2020 COSTS	2020 REMAINING BUDGET	External Funding				Internal Funding			Notes	ADDITIONAL FUNDS REQUIRED	COMPLETED	CARRY FORWARD	
						FGTF Grant	MSI Grant	Other Grant	Other Sources (non-grant)	Municipal levy	RS-type	restricted Surplus (previous years)					Debtenture
(71) - Recreation																	
ZA - Water Repair in Furnace Room (CF 2017)	10,000	8,338	1,662	-	8,338						GOO	8,338					X
ZA - Reshingling Hall (CF 2017)	27,804	22,052	5,752	-	22,052						GOO	22,052					X
LC - VRA Gas Filter	9,000	9,000	9,000	9,000	-						RB-LC	9,000			X		
FV - Overhead Door Replacement/Completion of Hockey	16,000	16,000	12,900	12,900	3,100						RB-FV	16,000				X	
FV - Paint Exterior of Fort Vermilion Community & Cultural	16,000	16,000	16,000	16,000	-						RB-FV	16,000				X	
FV - Outdoor Rink Repairs	14,000	14,000	-	-	14,000						RB-FV	14,000					X
FV - Purchase Outhouses for Rodeo Grounds	10,000	10,000	-	-	10,000						RB-FV	10,000					X
LC - Synthetic Bowling Lanes	40,000	40,000	40,000	40,000	-						GCR	40,000				X	
Total department 71	141,804	134,391	84,313	76,900	57,491	-	-	-	-	-	-	134,390	-				
(72) - Parks & Playgrounds Department																	
Hutch Lake Campground Improvements (CF 2017)	112,000	68,933	48,067	5,000	63,933						IC-REC/MR	68,933					X
River Search & Rescue Access Plan - Atlas & Tompkins	30,000	30,000	55,674	55,674	(25,674)						GCR	30,000					X
Landing Boat Launch																	X
Vanguard Subdivision Playground Equipment	30,000	27,600	16,222	13,822	13,778						MR	27,600					X
DA Thomas Stairs	20,000	16,425	3,575	-	16,425						GCR	16,425			X		
Wadlin Lake Dock Pilng Improvements - Firewood	13,000	10,045	2,955	-	10,045						GCR	10,045				X	
FVAS- Museum Roof Retrofitting Project	8,600	8,600	8,371	8,371	229						GCR	8,600				X	
Hutch Dock Pilings	7,000	7,000	6,962	6,962	38						GCR	7,000					X
Jubilee Park Walkway	10,000	10,000	-	-	10,000						GCR	10,000					X
Streetscape - Fort Vermilion	125,394	90,425	38,359	3,390	87,035						IC-DV /GCR/GOR	90,425					X
Streetscape - La Crele	25,000	25,000	398	398	24,602						GCR	25,000					X
Total department 72	380,994	294,027	180,584	93,617	200,410	-	-	-	-	-	-	294,028	-				
TOTAL 2020 Capital Projects	26,350,690	#####	#####	5,152,945	9,260,627	1,825,290	3,841,258	1,942,732	1,075,000	-	-	5,729,296	-	12,000			

Contingent on Grant Funding

ZC - Access Pave (PH V) (CF 2014)	6,000,000	6,000,000	-	-	6,000,000			3,000,000					3,000,000				X	
ZA - Sewage Forcemain (2018)	1,085,000	1,085,000	-	-	1,085,000			1,085,000									X	
Carry Forward Contingent on Grant Funding- Total	7,085,000	7,085,000	-	-	7,085,000	-	-	4,085,000	-	-	-	-	3,000,000	-	-	-	-	
2020 Contingent on Grant Funding																		
FV - New Hockey Boards and Glass with Protective Netting	199,500							99,750										X
FV - Fitness Centre Expansion	99,000							49,500										X
FV - Baseball Netting	75,000							37,500										X
LC - Wheel Chair Lift	50,000							25,000										X
LC - Tennis Court, Basketball Pickle Ball Court	299,106							149,553										X
2020 Contingent on Grant Funding- Total	722,606	-	-	-	-	-	-	361,303	-	-	-	-	-	-	-	-	-	
Total of Contingent Funding	7,807,606	7,085,000	-	-	7,085,000	-	-	4,085,000	361,303	-	-	-	3,000,000	-	-	-	-	

Administration to seek grant funding for below projects prior to construction
 Note 1 - LC - 9 Street Lights - 94 Ave 106 St to Pioneer Drive Note 1
 Note 2 - FV - Rebuild Butler town Road

Funding Sources for the 2020 Approved Capital projects is as follows:

FGTF & MSI	\$ 5,666,548
Other Grants/Sources	\$ 3,017,732
General Operating Reserve	\$ 298,824
General Capital Reserve	\$ 3,198,995
Municipal Reserve	\$ 90,600
Road Reserve	\$ 316,918
Vehicle & Equipment Reserve	\$ 61,000
Rural Water Reserve	\$ 883,652
Waste/Sew Infrastructure Reserve	\$ 74,212
Drainage/Surface Water	\$ 697,414
Management Reserve	\$ -
Incomp. Cap - Develop. Reserve	\$ 15,425
Incomp. Cap - Recreation	\$ 5,933
Recreation Board Fort Vermilion	\$ 47,933
Recreation Board La Crele	\$ 8,000
Grants to Other Organizations	\$ 30,390
Debtenture	\$ -
TOTAL	14,413,576



Mackenzie County

REQUEST FOR DECISION

Meeting:	Budget Council Meeting
Meeting Date:	December 2, 2020
Presented By:	Jennifer Batt, Director of Finance
Title:	Review 2021 Capital Projects

BACKGROUND / PROPOSAL:

Attached is the 2021 Capital projects that administration is recommending for review by Council and if approved to be incorporated into the 2021 Budget.

Capital projects can be funded by various grants available, sale of assets, off site levies, reserves, or debenture. Administration continues to investigate grants available to support a variety of projects presented.

OPTIONS & BENEFITS:

COSTS & SOURCE OF FUNDING:

SUSTAINABILITY PLAN:

COMMUNICATION/PUBLIC PARTICIPATION:

POLICY REFERENCES:

Author: J. Batt Reviewed by: _____ CAO: _____

RECOMMENDED ACTION:

- Simple Majority Requires 2/3 Requires Unanimous

For review and discussion.

Author: _____ Reviewed by: _____ CAO: _____

MACKENZIE COUNTY
2021 TCA Projects

Project Description	2021 BUDGET REQUEST	Notes
---------------------	---------------------	-------

(32) - Transportation Department

Intersection Upgrade at 100 st & 109 Ave	255,000	2300m2 base prep, grind edge, tie in ppoint and overlay. Widen NE corner and add turning lane.
Intersection Upgrade Traffic Lights 100 st & 94 Ave	170,000	Phase 1 \$170,000 add 2 turning lanes Phase 2 \$400,000 interection lights includes turn arrows and crosswalk lights
101 Ave Asphalt (300 m)	625,000	Excavation and subgrade prep. Geotextiles, granular course base, and asphalt pave
98 Ave Asphalt (300 m)	170,000	99 st to 98 st subgrade prep, granular base course, asphalt pave
98 St Asphalt (800 m)	455,000	98 ave to 101 ave subgrade prep, granular base course, asphalt pave
Endeavour to Assist	450,000	Top up to \$500,000 every year
Rebuild 27th Baseline	100,000	Year 1 - Purchase 30 m land, 3 yrs at \$650,000 / to rebuild road and address drainage issues.
Rebuild TWP Rd 1044 (2 miles)	600,000	N 1/2 20 104 17 W5 road rebuild and drainage east of Rgd Rd 175
TWP Rd 1042 Rge Rd 144-145	60,000	Re-ditching to improve erosion on road
Rebuild Heliport Bypass (4 miles)	880,000	Rge Rd 185 along TWP Rd 1102 Ground work & gravel
Rebuild Airport Road West of Rge Rd 144 (1 mile)	350,000	Road Rebuild and drainage, 1 mile to connect to previous rebuilds
Rebuild River Road to Wolfe Lake Road (1 mile)	400,000	W 1/2 34 106 15 W5 Road Rebuild and intersection improvement
Road Rebuild (11 miles) - Wolfe Lake Road East	850,000	5 year project total \$4,400,000
Road Rebuild (2 miles) Spruce Road East of HWY 697	100,000	Rip up, repack, gravel and shape
Cuulvert Replacement TWP 1052	150,000	NW 8 105 13 W5 Replace culvert and build up road
Total department 32		5,615,000

(41) - Water Treatment & Distribution Department

LC - Motor Starters (VFD's)	80,000	Improve energy efficiency at the LC Water Treatment Plant.
FV - Rural Truck Fill Pump Install	239,500	Opportunity to distribute water from FV dist. System to Hill Crest Community School and beyond.
LC - Water treatment Plant Tower Replacement	120,000	Current tower is unsafe to climb, and costly to repair due. New tower would reach a larger area, be stronger, and withstand more equipment
Total department 41		439,500

(42) - Sewer Disposal Department

LC North Sanitary Trunk Sewer	13,787,000	Improve Sanitary sewer servicing to north and west area of La Crete. Service 1442 HA of land
LC North Storm Water Management	1,023,700	Provide storm water management for existing and future drainage issues for the North part of La Crete. Incl 3 storm water ponds, conv system of ditches. Ohase 2 - \$615,800, Phase 3 \$713,700
Total department 42		14,810,700

(43) - Waste

Waste Bins Replacement	20,000	Offset some costs with sale of bins
Total department 43		20,000

(72) - Parks & Playgrounds Department

Wadlin Lake Phase 2	60,000	\$60k/year - 10 year plan
G5 Park	38,000	Additional Park - Level of Service Change
Water Well at Jubilee Park	17,955	Install 20'x20' platic well casing , landscape and chainlink around fixture
Total department 72		115,955

(12) - Administration Department

Office Shower	8,700	Install shower in place of old mop sink in storage room. Emergency Ops hygiene
Total department 12		8,700

TOTAL 2021 Capital Projects	21,009,855
------------------------------------	-------------------



Mackenzie County

REQUEST FOR DECISION

Meeting:	Budget Council Meeting
Meeting Date:	December 2, 2020
Presented By:	Carol Gabriel, Deputy Chief Administrative Officer (Legislative and Support Services)
Title:	Bylaw 1194-20 Fee Schedule

BACKGROUND / PROPOSAL:

Administration presented amendments to the Fee Schedule Bylaw at the November 18, 2020 Budget Council meeting.

Further to that meeting the following additional changes are being recommended:

- *November 18th changes are highlighted in yellow.*
- *Additional changes are highlighted in blue.*

Development

An additional fee for Land Use Bylaw Amendment signs has also been proposed due to the high cost of signs provided to applicants by the County. The high number of Land Use Bylaw Amendments (Rezoning) in the past two years has made administration aware of the loss these signs cause the County.

Solid Waste Fees

Administration contacted the Mackenzie Regional Waste Management Commission (MRWMC) regarding the fees charged for Dump Trailers. Administration previously recommended increasing the fee to \$200.00. The MRWMC charges \$250.00 - \$300.00 per load (dump trailer hauling construction waste) which works out to 3.2 and 3.8 ton at \$78.00 per ton.

Therefore administration is recommending to amend the fee to \$275.00.

Author: C. Gabriel **Reviewed by:** C. Gabriel **CAO:** _____

Fire Services Fees

The proposed change to the File Search fee for fire inspections and investigations will prevent confusion as it is now consistent with any other file search, which is listed earlier in the Fee Schedule Bylaw.

Fees for Fire Investigation Services were also listed twice in the Fee Schedule Bylaw, both in Safety Codes and the Fire Services sections. The proposed amendment ensures the fee listed in the Safety Codes section is used only for Fire Investigations while the fee under Fire Services applies to Inspections.

OPTIONS & BENEFITS:

Pass second and third reading of the Bylaw as presented, amended or table for further information.

COSTS & SOURCE OF FUNDING:

N/A

SUSTAINABILITY PLAN:

N/A

COMMUNICATION / PUBLIC PARTICIPATION:

Fee amendments are advertised through the local newspaper, website, and social media. Bylaws are available on the Mackenzie County website.

POLICY REFERENCES:

N/A

RECOMMENDED ACTION:

Motion 1

Simple Majority Requires 2/3 Requires Unanimous

That second reading be given to Bylaw 1194-20 being the Fee Schedule for Mackenzie County.

Author: C. Gabriel Reviewed by: C. Gabriel CAO: _____

Motion 2

Simple Majority Requires 2/3 Requires Unanimous

That third and final reading be given to Bylaw 1194-20 being the Fee Schedule for Mackenzie County.

Author: C. Gabriel **Reviewed by:** C. Gabriel **CAO:** _____

BYLAW NO. ~~1114-18~~ 1194-20

**BEING A BYLAW OF THE
MACKENZIE COUNTY
IN THE PROVINCE OF ALBERTA
TO ESTABLISH A FEE SCHEDULE FOR SERVICES**

WHEREAS, pursuant to the provisions of the Municipal Government Act, Revised Statutes of Alberta, 2000, Chapter M-26, requires fees to be established by bylaw.

NOW THEREFORE, the Council of Mackenzie County, in the province of Alberta, duly assembled, enacts as follows:

1. SHORT TITLE

This bylaw may be cited as the “Fee Schedule Bylaw”

2. That the fees for services be approved as follows:

ADMINISTRATION

Item	Amount	GST
Photocopying	\$0.30/sheet	Applicable
Laminating (up to 11 x 17") Laminating (larger than 11 x 17")	\$10.00 per page \$30.00 per page	Applicable
Tax Certificates	\$30.00	N/A
Email, fax or written confirmation of assessment by legal description (legal description to be provided by a requestor in writing)	\$30.00/per request	Applicable
Compliance Certificates	\$60.00	N/A
Land Titles	As per Alberta Government rates in force at the time of the request plus 25% for administration	Applicable
County Ownership Maps 42" bond paper 50"-60" photo paper	\$30.00 \$105.00	Applicable
County Ownership Map Booklet –Laminated Individual Pages - Laminated	\$75.00 \$10.00	Applicable
Hamlet Maps Civic Address/LUB Aerial	\$20.00 \$45.00	Applicable

ADMINISTRATION CONT'D

Item	Amount	GST
Aerial Photos & Customized Prints Size 8.5" x 11" to 11" x 17"	\$5.00 – Black & White \$10.00 – Color	Applicable
Aerial Photos & Customized Prints Size over 11" x 17" up to 30" x 41.5"	\$45.00 – Black & White \$95.00 – Color	Applicable
Boardroom Rental (no charge to non-profit community groups)	\$300.00/day \$150.00/half-day	Applicable
Council or other Board Minutes	\$5.00/set	Applicable

AGRICULTURE

Item	Amount	GST
Alberta Agriculture's Irrigation Pump/Pipe (up to October 31st)	\$300.00/48 hours \$100.00/each additional 24 hours	Applicable
Alberta Agriculture's Irrigation Pump/Pipe (after November 1st)	\$600.00 /48 hours \$100.00/each additional 24 hours	Applicable
Irrigation Pump – Extra Pipe	\$150.00 per extra mile	Applicable
Shelterbelt Trees	Actual Cost plus 5% Administration Fee	Applicable

APPEAL FEES

Agricultural Appeal Board

Relevant Act	Amount	GST
Weed Control Act	\$500.00	N/A
Soil Conservation Act	\$50.00	N/A
Agricultural Pests Act	\$100.00	N/A

Note: The appeal fee shall be refunded to the appellant if the Board rules in favour of the appellant.

RELEASE OF INFORMATION (FOIPP REQUESTS)

Pursuant to the provisions of Section 95 of the Freedom of Information and Protection of Privacy Act RSA 2000, Chapter F-25, a local public body may set fees as required to process requests for information; however the fees must not exceed the fees provided for in the regulations.

Mackenzie County shall charge fees in accordance with the Freedom of Information and Protection of Privacy Regulation, AR186/2008, as amended from time to time or any successor Regulation that sets fees for requests for information from the Province.

BUSINESS LICENSES

Item	Amount	GST
Fees:		
Annual Business License (ABL)		
ABL – Subsequent Years – Mandatory	\$50.00	N/A
ABL – Amendment	\$25.00	N/A
ABL – Replacement	\$25.00	N/A
ABL – Transfer of Ownership	\$25.00	N/A
Temporary Business License – valid for not longer than four (4) consecutive weeks	\$25.00	N/A
Penalties:		
No ABL Business License (false information, etc.) – 1 st Offence	\$250.00	N/A
No ABL Business License (false information, etc.) – 2 nd Offence	\$500.00	N/A
Failure to Comply with ABL Business License – 1 st Offence	\$250.00	N/A
Failure to Comply with ABL Business License – 2 nd Offence	\$500.00	N/A
Failure to Display ABL Produce Business License on Request	\$50.00	N/A

HAWKERS AND PEDDLERS LICENSE

Item	Amount	GST
Fees:		
Application Processing Fee	\$200.00	N/A
Operational Fee – Per Day	\$30.00	N/A
Penalties:		
First Offense	\$250.00	N/A
Second Offense	\$500.00	N/A
Third & Subsequent Offenses	\$1,000.00	N/A
Failure to Report Operational Days	Invoice for total operational business days in a year	N/A

DEVELOPMENT

Item	Amount	GST
Area Structure Plan	\$30.00 Hard Copy	Applicable
Municipal Development Plan	\$60.00 Hard Copy	Applicable
Land Use Bylaw	\$60.00 Hard Copy	Applicable
General Municipal Standards Manual	\$60.00 Hard Copy	Applicable
File Search	\$60.00	Applicable
Written Zoning Confirmation Request	\$30.00 Per Lot	Applicable
Compliance Request – Residential	\$60.00 Per Lot	Applicable
Compliance Request – Commercial/Industrial	\$85.00 Per Lot	Applicable
Revised Letter of Compliance (within 3 months)	50% of Full Price	Applicable
Rush Compliance Request (1-3 Business Days)	Double Listed Price	Applicable
Municipal Development Plan Amendment	\$2,300.00	N/A
Area Structure Plan Amendment	\$2,300.00	N/A
Land Use Bylaw Amendment	\$805.00	N/A
Land Use Bylaw Rezoning	\$460.00	N/A
Road Closure and/or Lot Consolidation Bylaw	\$460.00	N/A
Bylaw Amendment Advertising & Notification Cost	\$100.00 plus \$137.00 sign cost	N/A
Development Permit - Other than Commercial or Industrial – Permitted Use	\$60.00	N/A
Development Permit - Other than Commercial or Industrial – Permitted Use with Variance	\$105.00	N/A
Development Permit - Other than Commercial or Industrial – Discretionary Use	\$105.00	N/A
Development Permit - Other than Commercial or Industrial – Discretionary Use with Variance	\$105.00	N/A
Development Permit – Commercial and Industrial – Permitted Use	\$115.00	N/A

DEVELOPMENT CONT'D

Item	Amount	GST
Development Permit – Commercial and Industrial – Permitted Use with Variance	\$175.00	N/A
Development Permit – Commercial and Industrial – Discretionary Use	\$175.00	N/A
Development Permit – Commercial and Industrial – Discretionary Use with Variance	\$175.00	N/A
Development Permit after Legal Counsel Intervention	Permit Cost Plus Legal Fee Cost	NA
Development Permit Time Extension	\$60.00	N/A
Development Prior to Development Permit Issuance	1 st Offence - \$290.00 Fine 2 nd Offence - \$575.00 Fine 3 rd Offence - \$1,150.00 Fine	N/A
Subdivision and Development Appeal	\$290.00	N/A
Subdivision Revision/Re-Advertising Fee	\$290.00	N/A
Subdivision Time Extension (Single Lot)	\$290.00	N/A
Subdivision Time Extension (Multi-Lot)	\$575.00	N/A
Subdivision or Boundary Adjustment Application	\$805 plus \$230/lot created	N/A
Subdivision Re-Inspection Fee	Municipal Engineer's Fee Plus \$500 Administration Fee	N/A
Rural Addressing Sign – required only after initial Rural Addressing Project is complete (required for all new rural yardsites, either at time of Subdivision or Development Permit approval, whichever occurs first) (Does not include installation)	\$80.00	Applicable

Note: Stop Orders will be issued and delivered to the site and/or the individual(s) conducting unauthorized development requiring all construction to cease immediately and to remain ceased until such time as the necessary Development Permit has been applied for and approved.

SAFETY CODES FEES

BUILDING PERMIT FEES

RESIDENTIAL	HOMEOWNER	CONTRACTOR
Main Floor (basement included)	\$0.65/sq ft	\$0.55/sq ft
Additional Storey's	\$0.40/sq ft	\$0.30/sq ft
Garages (Attached/Detached)/Sheds (over 200 sq ft)	\$0.40 sq/ft	\$0.30/sq ft
Additions	\$0.50/sq ft	\$0.40/sq ft
Relocation of a Building on a Basement or Crawlspace	\$0.60/sq ft	\$0.50/sq ft
Placement of House/Modular/Mobile Home/Garage/Addition only	\$175.00	\$150.00
Major Renovations (Any Structural Change)	\$0.50/sq ft	\$0.40 sq ft

Fireplaces/Wood Burning Appliances	\$175.00	\$150.00
Decks (Greater Than 2 Feet Above Grade)	\$175.00	\$150.00
Minimum Residential Building Permit Fee	\$175.00	\$150.00

COMMERCIAL/ INDUSTRIAL/ INSTITUTIONAL
\$6.00 per \$1,000 of project value
Minimum fee is \$300.00
Notes: 1. Project value is based on the actual cost of material and labour. 2. Verification of cost may be requested prior to permit issuance.

* SCC Levy is 4% of the permit fee with a minimum of \$4.50 and a maximum of \$560

SAFETY CODES FEES CONT'D

ELECTRICAL PERMIT FEES

RESIDENTIAL INSTALLATIONS (New Single Family Dwellings)		
Square footage of area to be wired	HOMEOWNER	CONTRACTOR
Up to 1200	\$218.50	\$184.00
1201 to 1500	\$287.50	\$218.50
1501 to 2000	\$327.75	\$276.00
2001 to 2500	\$362.25	\$299.00
2501 to 3000	\$391.00	\$322.00
3001 to 3500	\$419.75	\$345.00
3501 to 4000	\$437.00	\$368.00
4001 to 5000	\$460.00	\$402.50

\$0.10 per square foot over 5000

DESCRIPTION	HOMEOWNER	CONTRACTOR
Mobile/Modular Home Connection only	\$115.00	\$86.25
Temporary and Underground Services (125 amps or less)	\$115.00	\$86.25

* SCC Levy is 4% of the permit fee with a minimum of \$4.50 and a maximum of \$560

OTHER THAN NEW NON-RESIDENTIAL AND RENOVATION (Additions and Farm Buildings)		
INSTALLATION COST	HOMEOWNER	CONTRACTOR
\$0 – 300	\$99.19	\$86.25
\$301 – 500	\$112.42	\$97.75
\$501 – 1,000	\$125.64	\$109.25
\$1,001 – 1500	\$140.59	\$120.75
\$1,501 – 2,000	\$152.09	\$132.25
\$2,001 – 2,500	\$158.70	\$138.00
\$2,501 – 3,000	\$165.32	\$143.75
\$3,001 – 3,500	\$171.93	\$149.50

SAFETY CODES FEES CONT'D

INSTALLATION COST	HOMEOWNER	CONTRACTOR
\$3,501 – 4,000	\$178.54	\$155.25
\$4,001 – 4,500	\$190.44	\$165.60
\$4,501 – 5,000	\$195.73	\$170.20
\$5,001 – 5,500	\$210.28	\$182.85
\$5,501 – 6,000	\$220.86	\$192.05
\$6,001 – 6,500	\$228.80	\$198.95
\$6,501 – 7,000	\$238.05	\$207.00
\$7,001 – 7,500	\$248.63	\$216.20
\$7,501 – 8,000	\$257.89	\$224.25
\$8,001 – 8,500	\$267.15	\$232.30
\$8,501 – 9,000	\$276.41	\$240.35
\$9,001 – 9,500	\$286.99	\$249.55
\$9,501 – 10,000	\$296.24	\$257.60
\$10,001 – 11,000	\$304.18	\$264.50
\$11,001 – 12,000	\$314.76	\$273.70
\$12,001 – 13,000	\$324.02	\$281.75
\$13,001 – 14,000	\$334.60	\$290.95
\$14,001 – 15,000	\$342.53	\$297.85
\$15,001 – 16,000	\$350.47	\$304.75
\$16,001 – 17,000	\$362.37	\$315.10
\$17,001 – 18,000	\$372.95	\$324.30
\$18,001 – 19,000	\$380.88	\$331.20
\$19,001 – 20,000	\$390.14	\$339.25
\$20,001 – 21,000		\$348.45
\$21,001 – 22,000		\$350.75
\$22,001 – 23,000		\$359.95
\$23,001 – 24,000		\$368.00
\$24,001 – 25,000		\$377.20

Homeowner Price = %15 > Contractor Price

SAFETY CODES FEES CONT'D

INSTALLATION COST	HOMEOWNER	CONTRACTOR
\$25,001 – 26,000		\$384.10
\$26,001 – 27,000		\$393.30
\$27,001 – 28,000		\$401.35
\$28,001 – 29,000		\$410.55
\$29,001 – 30,000		\$417.45
\$30,001 – 31,000		\$424.35
\$31,001 – 32,000		\$430.10
\$32,001 – 33,000		\$437.00
\$33,001 – 34,000		\$445.05
\$34,001 – 35,000		\$450.80
\$35,001 – 36,000		\$457.70
\$36,001 – 37,000		\$463.45
\$37,001 – 38,000		\$470.35
\$38,001 – 39,000		\$477.25
\$39,001 – 40,000		\$483.00
\$40,001 – 41,000		\$491.05
\$41,001 – 42,000		\$496.80
\$42,001 – 43,000		\$503.70
\$43,001 – 44,000		\$510.60
\$44,001 – 45,000		\$516.35
\$45,001 – 46,000		\$523.25
\$46,001 – 47,000		\$529.00
\$47,001 – 48,000		\$537.05
\$48,001 – 49,000		\$543.95
\$49,001 – 50,000		\$549.70
\$50,001 – 60,000		\$608.35
\$61,001 – 70,000		\$675.05
\$70,001 – 80,000		\$740.60

SAFETY CODES FEES CONT'D

INSTALLATION COST	HOMEOWNER	CONTRACTOR
\$80,001 – 90,000		\$807.30
\$90,001 – 100,000		\$872.85
\$100,001 – 110,000		\$906.20
\$110,001 – 120,000		\$954.50
\$120,001 – 130,000		\$1,005.10
\$130,001 – 140,000		\$1,054.55
\$140,001 – 150,000		\$1,104.00
\$150,001 – 160,000		\$1,153.45
\$160,001 – 170,000		\$1,204.05
\$170,001 – 180,000		\$1,252.35
\$180,001 – 190,000		\$1,302.95
\$190,001 – 200,000		\$1,351.25
\$200,001 – 210,000		\$1,385.75
\$210,001 – 220,000		\$1,451.30
\$220,001 – 230,000		\$1,500.75
\$230,001 – 240,000		\$1,550.20
\$240,001 – 250,000		\$1,600.80
\$250,001 – 300,000		\$1,748.00
\$300,001 – 350,000		\$1,913.60
\$350,001 – 400,000		\$2,079.20
\$400,001 – 450,000		\$2,244.80
\$450,001 – 500,000		\$2,409.25
\$500,001 – 550,000		\$2,574.85
\$550,001 – 600,000		\$2,740.45
\$600,001 – 650,000		\$2,906.05
\$650,001 – 700,000		\$3,070.50
\$700,001 – 750,000		\$3,236.10
\$750,001 – 800,000		\$3,401.70

SAFETY CODES FEES CONT'D

INSTALLATION COST	HOMEOWNER	CONTRACTOR
\$800,001 – 850,000		\$3,567.30
\$850,001 – 900,000		\$3,731.75
\$900,001 – 950,000		\$3,897.35
\$950,001 – 1,000,000		\$4,062.95

Homeowner Fee = %15 > Contractor Fee

* SCC Levy is 4% of the permit fee with a minimum of \$4.50 and a maximum of \$560

ANNUAL ELECTRICAL PERMIT PROCESS

An Annual Electrical Permit may be issued to an establishment that employs a full time qualified Electrician or hires an electrical contractor to perform minor electrical upgrades or renovations (an electrical project value of less than \$10,000.00) on the premises identified on the permit application. Installations over \$10,000.00 in job value require a separate electrical permit.

The establishment shall maintain a current and accurate two-year record of all electrical upgrades or renovations and shall make it available to Mackenzie County upon request. The establishment is responsible for the electrical work required to satisfactorily complete the electrical installation covered by the permit.

A single Annual Electrical Permit may be issued to cover all minor electrical upgrades or renovations performed during a full calendar year or for a lesser period of time when required. The permit fee shall be based on a full calendar year.

ANNUAL ELECTRICAL PERMIT FEES	
Rating of Establishment (KVA)	Fee
100 or less	\$345.00
101 to 2,500	\$345.00 plus \$15.00 per 100 KVA over 100 KVA
2,501 to 5,000	\$759.00 plus \$12.00 per 100 KVA over 2,500 KVA
5,001 to 10,000	\$1,104.00 plus \$9.00 per 100 KVA over 5,000 KVA
10,001 to 20,000	\$1,621.50 plus \$6.00 per 100 KVA over 10,000 KVA
Over 20,000	\$2,311.50 plus 3.00 per 100 KVA over 20,000 KVA

* SCC Levy is 4% of the permit fee with a minimum of \$4.50 and a maximum of \$560

SAFETY CODES FEES CONT'D

GAS PERMIT FEES

RESIDENTIAL INSTALLATIONS, INCLUDING MOBILE HOMES AND FARM BUILDINGS		
Number of Outlets	HOMEOWNER	CONTRACTOR
1	\$97.75	\$86.25
2	\$120.75	\$97.75
3	\$143.75	\$120.75
4	\$179.40	\$149.50
5	\$224.25	\$187.45
6	\$247.25	\$205.85
7	\$269.10	\$224.25
8	\$289.80	\$241.50
9	\$313.95	\$262.20
10	\$336.95	\$280.60
11	\$350.75	\$292.10
12	\$365.70	\$304.75
13	\$379.50	\$316.25
14	\$395.60	\$330.05
15	\$409.40	\$341.55
16	\$426.65	\$355.35
17	\$440.45	\$366.85
18	\$455.40	\$379.50
19	\$469.20	\$391.00
20	\$485.30	\$404.80
Add \$15.00 per outlet over 20		


* SCC Levy is 4% of the permit fee with a minimum of \$4.50 and a maximum of \$560

SAFETY CODES FEES CONT'D

GAS PERMIT FEES - RESIDENTIAL

RESIDENTIAL PROPANE TANK SET	HOMEOWNER	CONTRACTOR
Propane Tank Set	\$103.50	\$86.25
Additional Propane Tanks	\$15.00/tank	\$15.00/per tank
Temporary Heat	\$115.00	\$86.25

* SCC Levy is 4% of the permit fee with a minimum of \$4.50 and a maximum of \$560



SAFETY CODES FEES CONT'D

GAS PERMIT FEES - NON-RESIDENTIAL		
NON-RESIDENTIAL INSTALLATIONS		
BTU Input	HOMEOWNER	CONTRACTOR
0-100,000	Contractor Required	\$86.25
100,001-110,000	Contractor Required	\$97.75
110,001-120,000	Contractor Required	\$109.25
120,001-130,000	Contractor Required	\$143.75
130,001-140,000	Contractor Required	\$155.25
140,001-150,000	Contractor Required	\$166.75
150,001-170,000	Contractor Required	\$172.50
170,001-190,000	Contractor Required	\$178.25
190,001-210,000	Contractor Required	\$184.00
210,001-230,000	Contractor Required	\$189.75
230,001-250,000	Contractor Required	\$195.50
250,001-300,000	Contractor Required	\$201.25
300,001-350,000	Contractor Required	\$207.00
350,001-400,000	Contractor Required	\$218.50
400,001-450,000	Contractor Required	\$224.25
450,001-500,000	Contractor Required	\$230.00
500,001-550,000	Contractor Required	\$235.75
550,001-600,000	Contractor Required	\$241.50
600,001-650,000	Contractor Required	\$253.00
650,001-700,000	Contractor Required	\$264.50
700,001-750,000	Contractor Required	\$276.00
750,001-800,000	Contractor Required	\$287.50
800,001-850,000	Contractor Required	\$299.00
850,001-900,000	Contractor Required	\$310.50
900,001-950,000	Contractor Required	\$322.00
950,001-1,000,000	Contractor Required	\$333.50
Add \$8.00 for each 100,000 BTU (or portion thereof) over 1,000,000 BTU		

* SCC Levy is 4% of the permit fee with a minimum of \$4.50 and a maximum of \$560

SAFETY CODES FEES CONT'D

GAS PERMIT FEES - NON-RESIDENTIAL

NON-RESIDENTIAL INSTALLATIONS		
TEMPORARY HEAT		
BTU Input	OWNER	CONTRACTOR
0 to 250,000	Contractor Required	\$86.25
250,001 to 500,000	Contractor Required	\$143.75
Over 500,000	Contractor Required	\$143.75 plus \$10.00 per 100,000 BTU (or portion thereof) over 500,000 BTU

* SCC Levy is 4% of the permit fee with a minimum of \$4.50 and a maximum of \$560

REPLACEMENT GAS APPLIANCES		
BTU Input	OWNER	CONTRACTOR
0 to 400,000	Contractor Required	\$92.00
400,001 to 1,000,000	Contractor Required	\$172.50
Over 1,000,000	Contractor Required	\$172.50 plus \$5.00 per 100,000 BTU (or portion thereof) over 1,000,000 BTU

NON- RESIDENTIAL PROPANE TANK SET	HOMEOWNER	CONTRACTOR
Propane Tank Set	Contractor Required	\$86.25
Additional Propane Tanks	Contractor Required	\$15.00/per tank
Gas/Propane Cylinder Refill Center	Contractor Required	\$172.50

Grain Dryer	\$287.50	\$287.50
-------------	----------	----------

SAFETY CODES FEES CONT'D

PLUMBING PERMIT FEES

RESIDENTIAL INSTALLATIONS AND FARM BUILDINGS		
Number of Fixtures	HOMEOWNER	CONTRACTOR
1	\$97.75	See contractor fees
2	\$109.25	See contractor fees
3	\$120.75	See contractor fees
4	\$132.25	See contractor fees
5	\$143.75	See contractor fees
6	\$155.25	See contractor fees
7	\$161.00	See contractor fees
8	\$171.35	See contractor fees
9	\$188.60	See contractor fees
10	\$202.40	See contractor fees
11	\$213.90	See contractor fees
12	\$224.25	See contractor fees
13	\$234.60	See contractor fees
14	\$247.25	See contractor fees
15	\$257.60	See contractor fees
16	\$269.10	See contractor fees
17	\$281.75	See contractor fees
18	\$289.80	See contractor fees
19	\$302.45	See contractor fees
20	\$313.95	See contractor fees
Add \$8.00 for each fixture over 20		

* SCC Levy is 4% of the permit fee with a minimum of \$4.50 and a maximum of \$560

SAFETY CODES FEES CONT'D

PLUMBING PERMIT FEES

Number of Fixtures	CONTRACTOR
1	\$86.25
2	\$97.75
3	\$103.50
4	\$109.25
5	\$120.75
6	\$126.50
7	\$132.25
8	\$142.60
9	\$157.55
10	\$169.05
11	\$178.25
12	\$187.45
13	\$195.50
14	\$205.85
15	\$215.05
16	\$224.25
17	\$234.60
18	\$241.50
19	\$251.85
20	\$262.20
21	\$269.10
22	\$278.30
23	\$285.20
24	\$292.10
25	\$301.30

Number of Fixtures	CONTRACTOR
26	\$308.20
27	\$315.10
28	\$324.30
29	\$331.20
30	\$338.10
31	\$347.30
32	\$355.35
33	\$361.10
34	\$370.30
35	\$378.35
36	\$385.25
37	\$393.30
38	\$401.35
39	\$410.35
40	\$416.30
41	\$424.35
42	\$433.55
43	\$439.30
44	\$447.35
45	\$456.55
46	\$462.30
47	\$470.35
48	\$479.55
49	\$485.30
50	\$493.35

* SCC Levy is 4% of the permit fee with a minimum of \$4.50 and a maximum of \$560

SAFETY CODES FEES CONT'D

PLUMBING PERMIT FEES

Number of Fixtures	CONTRACTOR	Number of Fixtures	CONTRACTOR
51	\$500.25	76	\$655.50
52	\$506.00	77	\$660.10
53	\$511.75	78	\$667.00
54	\$517.50	79	\$675.05
55	\$525.55	80	\$680.80
56	\$532.45	81	\$683.10
57	\$537.05	82	\$686.55
58	\$543.95	83	\$688.85
59	\$549.70	84	\$692.30
60	\$556.60	85	\$694.60
61	\$561.20	86	\$699.20
62	\$568.10	87	\$701.50
63	\$575.00	88	\$704.95
64	\$580.75	89	\$709.55
65	\$586.50	90	\$710.70
66	\$592.25	91	\$713.00
67	\$600.30	92	\$716.45
68	\$606.05	93	\$721.05
69	\$611.80	94	\$723.35
70	\$617.55	95	\$726.80
71	\$624.45	96	\$730.25
72	\$631.35	97	\$733.70
73	\$635.95	98	\$734.85
74	\$642.85	99	\$738.30
75	\$648.60	100	\$741.75
Add \$1.00 for each fixture over 100			

* SCC Levy is 4% of the permit fee with a minimum of \$4.50 and a maximum of \$560

SAFETY CODES FEES CONT'D

PRIVATE SEWAGE TREATMENT SYSTEMS

DESCRIPTION OF WORK	HOMEOWNER	CONTRACTOR
Holding Tanks	\$200.00	\$200.00
Fields, Mounds, Sand Filters, Treatment Tanks, Open Discharges, etc.	\$375.00	\$350.00

* SCC Levy is 4% of the permit fee with a minimum of \$4.50 and a maximum of \$560

PSDS must not be covered until inspection, if not it will be dug up at owner/contractors cost.

OTHER CHARGES AND PAYMENTS

Mackenzie County will collect all permit fees and no remuneration will be remitted to the contracted Safety Codes Agency until such time as the permit is closed in accordance with Mackenzie County's Quality Management Plan (QMP). The contracted Safety Codes Agency will invoice and return closed permits to the County on a monthly basis.

Charges for additional services are as follows:

DESCRIPTION OF SERVICE	HOURLY CHARGE
Appeal services	\$75.00
Audit Representation	No charge
Consultative Services	\$75.00
Emergency Services	\$125.00
Enforcement Services	No charge
Investigation Services	\$125.00
Public Works Complaints	No charge

SAFETY CODES FEES CONT'D

Additional Inspection Services

In addition to addressing the needs of Mackenzie County's Accreditation, the contracted Safety Codes Agency shall offer to the residents of the County additional Inspection Services.

These types of inspections may not be required under County Accreditation but are, none the less, important services Mackenzie County's residents need on a fairly regular basis. These fees shall be at a competitive rate and billed directly to the customer by the contracted Safety Codes Agency. The County will advise residents that these services are available from the contracted agency, and that they are also free to hire other private firms to complete their required inspections.

- Wood Stove Inspections,
- Progress Payment Inspections (Bank Inspections),
- Insurance Inspections,
- Electrical Equipment Approvals

MISCELLANEOUS

DESCRIPTION	FEE
Permit Cancellation – before plan review complete	Complete refund minus \$50
Permit Cancellation – after plan review complete	65% of permit fee
Amendments to Permit Application	Any additional fees shall be payable and any decrease in permit fees over \$20 shall be refunded
Permit Extension Requests	Shall be provided in writing and must contain reason for request and additional time requested. Permit extensions, where granted, shall be provided in writing.
Contractor's failure to obtain the proper permits, for the discipline in which they practice, prior to work commencement – due to negligence and/or repeat offences.	2 times the fee shown in the Fee Schedule Bylaw

PUBLIC WORKS

Item	Amount	GST
Winter Snowplowing Indicator Sign	\$15.00	Applicable
Winter Maintenance Snowplowing Service	\$30.00 /up to 1/4 mile (400m)	Applicable
Winter Maintenance Snowplowing Service (Effective May 1, 2020)	\$40.00 \$60.00/up to 1/4 mile (400m)	Applicable
Senior/Handicapped Winter Snowplowing Indicator Sign	\$15.00	Applicable
Senior/Handicapped Snowplow Service (Where the Senior/Handicapped person lives in a rural residence where all other persons, excluding spouse or dependent, residing on the property are also Senior Citizens or Handicapped persons)	No Charge \$30.00/up to ¼ mile (400m)	N/A Applicable
Dust Control Calcium Chloride	\$935.00/200 linear meters per application \$1,350.00 (75% Cost Recovery)	Applicable
Dust Control for Seniors	\$200.00 \$450.00 (25% Cost Recovery)	Applicable
Dust Control Purchased for Self- Application	\$0.30/litre	Applicable
Dust Control Purchased for Self- Application (Effective January 1, 2022)	\$0.32/litre	Applicable
TRAVIS Permits for Over Weight and Over Dimensional Vehicles on the following roads: <ul style="list-style-type: none"> • 88 Connector • Assumption (Chateh) • Fox Lake Road • Golf Course Road (High Level) • Heliport Road • Wadlin Lake Road • Watt Mountain Road (Hutch Lake) • Zama Access 	\$35.00 Non-Refundable	N/A

EQUIPMENT AND LABOUR

Item	Amount	GST
Sewer Auger	\$20.00 per hour \$100.00 per 24 hours	Applicable
Sewer Line Camera	\$300.00 per hour plus Labour Cost (minimum charge \$600.00)	Applicable
Sanding Unit & Tandem Truck	\$200.00/hour plus Cost of Product (minimum charge 1 hr)	Applicable
Labour	\$40.00 per hour (minimum charge 1 hr.)	Applicable
Weed Eater	\$30.00 per hour plus Labour Cost (minimum charge 1 hr.)	Applicable
35 HP Tractor Mower 6'	\$50.00 per hour plus Labour Cost (minimum charge 1 hr.)	Applicable
75 HP Tractor Mower 15'	\$75.00 per hour plus Labour Cost (minimum charge 1 hr.)	Applicable
Snow Removal within Road Right-of-Ways (Policy PW004)	100% of Alberta Roadbuilders Rates	Applicable

Note: County equipment that is not listed in this bylaw will be charged according to the current Alberta Roadbuilders and Heavy Equipment Association Equipment Rental Rates Guide.

AIRPORTS

Item	Amount	GST
Fuel Flow Charge	\$0.045 per liter for each liter of aviation fuel dispensed	Applicable
Penalty Fee – Failure to Report Fuel Flow Charge	\$1,000.00	Applicable
Land lease fee for hangars and associated uses	\$1.30 per square meter annually	Applicable
Aircraft Parking (no power)	\$500.00 annually \$75.00 monthly (>5 consecutive days)	Applicable
Aircraft & Vehicle Parking (power)	\$5.00 per day (provided own power cord)	Applicable
Parking Area Maintenance	\$50.00 per occasion, grass trimming	Applicable
Terminal Fees	No charge	N/A
Landing Fees	No charge	N/A

SOLID WASTE

Section 1: Solid Waste Fees

At Regional Landfill	
Current rate as set by the Mackenzie Regional Waste Management Commission	
At Transfer Station	
Household & Miscellaneous Waste – Hamlet Residential	No Charge
Household & Miscellaneous Waste – Rural Residential	No Charge
Commercial, Construction/Demolition/Renovation, Industrial & Institutional Solid Waste	
Fees for Non-Dumping Loads (hand bomb only)	
Pickup truck (partial load)	\$10.00
Pickup truck (full load)	\$20.00
Single axle larger than 1 ton	\$60.00
Trailers shorter than 8'	\$20.00
Trailers 8' - 20'	\$60.00
Trailers over 20'	\$100.00
Fees for Dumping Loads into 40 Yard Bins	
Dump Trailers (all sizes) using the dump able bins	\$120.00 \$200.00 \$275.00
Untarped loads <u>penalty</u> for commercial, construction, industrial and/or institutional material	\$100.00
Tandem or tridem axle trucks are to be directed to the regional landfill.	

Definitions:

- a) **“Commercial waste”** means any waste generated from businesses such as, but not limited to, stores, garages, hotels, motels and restaurants.
- b) **“Construction/Demolition/Renovation waste”** means any material that comes from or goes into erecting, demolishing or repairing a structure (commercial builders, residential and farms). This includes, but is not limited to: tubs, toilets, insulation, lumber, drywall, windows, doors, flooring, carpeting, sinks, and such.
- c) **“Household waste”** means daily-generated waste such as, food scraps, tissues, kitchen waste, bathroom waste.


- d) **“Industrial waste”** means any waste generated from an industry such as forestry and energy.
- e) **“Institutional waste”** means waste generated from institutions such as hospitals, schools, long-term care facilities and lodges.
- f) **“Miscellaneous waste”** means loose or boxed waste generated from shop, yard, basement, house or garage cleanup. May contain items such as clothing, bedding/pillows, small furniture, lawn furniture and ornaments, car seats, plastic toys/pools, etc.

Note: Mackenzie County reserves the right to control the type and nature of refuse which may be deposited at the transfer station and no refuse may be deposited at the transfer station except in accordance with the transfer station operations manual.

Section 2: Residential Waste Collection – Hamlet of La Crete

Residential Waste	Fees
Monthly Collection Waste	\$5.95 per month per residence
One-Time Use Refuse Bin Tags	\$1.50 per tag

The fees are applicable to all residential properties identified in the County’s Hamlet Residential Waste Collection Bylaw.



PARKS

Section 1: General Park Fees

Day Use	Overnight	Weekly	Shelter Rent	Seasonal or Monthly Camping Stalls	Marina Dock Rental
Wadlin Lake					
No Charge	\$20 \$25	\$120	\$50/day for shelter rental	N/A	\$8/day with camping stall; \$10/day without camping stall
Machesis Lake					
No Charge	\$20 \$25	\$120	\$50/day for shelter rental	Non-Serviced: \$200/Month	N/A
Machesis Lake Equine Campground					
\$5/horse	\$20 \$25 plus \$5 per horse	\$120 plus \$5 per horse	N/A	N/A	N/A
Hutch Lake					
No Charge	\$20 \$25	\$120	\$50/day for shelter rental	N/A	N/A
Zama Community Park					
No Charge	Non-Serviced: \$10 Partially Serviced: \$15 Fully Serviced: \$20	Non-Serviced: \$60 Partially Serviced: \$90 Fully Serviced: \$100	\$50/day for shelter rental	<u>Monthly:</u> Non-Serviced: \$200 Partially Serviced: \$275 Fully Serviced: \$400	N/A
Tourangeau Lake					
No Charge	N/A	N/A	N/A	N/A	N/A
Fort Vermilion Bridge Campsite					
No Charge	N/A	N/A	N/A	N/A	N/A

PARKS CONT'D

Section 2: Penalties

The voluntary payment, which may be accepted in lieu of prosecution for a contravention of any of the sections set out below, shall be the sum set out opposite the section number:

Section (Municipal Parks Bylaw)	Offence	Penalty
Section 3.1 (a)	Fail to keep land in a clean/tidy condition	\$50.00
Section 3.1 (b)	Fail to comply with lawfully posted signs and/or notices	\$50.00
Section 3.2	Fail to restore land to a clean/tidy condition when vacating park	\$50.00
Section 3.3(a)	Interfere with others quiet enjoyment of park	\$50.00
Section 3.3(b)	Deface/injure/destroy object in park	\$75.00
Section 3.3(c)	Excavate or remove plants/plant fixtures from a park	\$75.00
Section 3.3(d)	Remove park equipment	\$75.00
Section 3.3(e)	Unauthorized display signs/ads in park	\$25.00
Section 3.3(f)	Remove/damage etc. authorized signs/notices in park	\$50.00
Section 3.3(g)	Bathe/clean clothing/ fish/utensils etc. at/near drinking fountain/pump in park	\$25.00
Section 3.4	Unauthorized construction in park	\$50.00
Section 3.5	Unauthorized business in park	\$50.00
Section 4.1	Failure to register when entering park	\$50.00
Section 4.2	Failure to obtain camping permit	\$50.00
Section 4.7	Camping in area not designated for that purpose	\$50.00
Section 4.8	Alteration of camping permit	\$50.00
Section 4.9	Failure to produce camping permit upon request	\$50.00
Section 4.12/4.13	Unauthorized combination of vehicles in campsite	\$50.00
Section 4.14	Camping more than fourteen consecutive days	\$50.00
Section 4.18	Failure to vacate site	cost recovery
Section 4.21	Remain in day use area after 11:00 p.m.	\$50.00
Section 6.1	Unlawfully enter/remain in park	\$50.00
Section 7.1	Set, light, or maintain fire in unauthorized place	\$50.00
Section 7.3	Set, light, or maintain fire after signs/notices have been erected prohibiting same	\$50.00

PARKS CONT'D

Section 2: Penalties Cont'd

Section (Municipal Parks Bylaw)	Offence	Penalty
Section 7.4	Leave fire unattended/allow to spread	\$50.00
Section 7.5	Deposit/dispose of hot coals/ashes etc. in unauthorized place	\$50.00
Section 7.6	Fail to extinguish fire etc. before leaving	\$50.00
Section 7.7	Remove firewood from a park	\$100.00
Section 8.1	Operate off-highway vehicle where prohibited	\$50.00
Section 8.2	Enter park when prohibited	\$50.00
Section 8.3	Parking in a manner or location that impedes traffic	\$50.00
Section 8.4	Exceed posted speed limit	\$50.00
Section 9.1(a)	Animal running at large	\$50.00
Section 9.1(b)	Animal in prohibited area	\$50.00
Section 9.7	Bring/allow horse/pony etc. unauthorized into the park	\$100.00
Section 10.1(a)	Deposit waste matter in unauthorized area of park	\$50.00
Section 10.1(b)	Deposit waste water or liquid waste in unauthorized area	\$250.00
Section 10.1(c)	Dispose of commercial/residential waste in park	\$50.00
Section 10.2	Fail to carry waste matter from areas in park without receptacles	\$50.00
Section 11.3	Attempt to enter park within 72 hours of removal from a park	\$100.00
Section 12.1	Discharging of firearm	\$100.00
Section 12.2	Improper storage of firearm	\$75.00
Section 12.3	Hang big game in park	\$50.00

Note:

Every person who contravenes a section of the Municipal Parks Bylaw is guilty of an offence and liable to the penalty as set out above or, on summary conviction to a fine not exceeding two thousand dollars (\$2,000.00) or imprisonment for a term of not more than six (6) months or to both a fine and imprisonment (in accordance with Provincial Regulations).

TRAFFIC REGULATIONS

Traffic Regulation Bylaw Part 2: Parking

Section	Offence	Fine
Section 3(1)(a)	Prohibited Parking – Emergency Exit Door	\$50.00
Section 3(1)(b)	Prohibited Parking – Entrance to Emergency Service	\$50.00
Section 4(1)	Park in No Parking Zone Prohibited by Traffic Control Device	\$30.00
Section 4(2)	Park in No Parking Zone During Prohibited Times	\$30.00
Section 5 (2)	Park in No Parking Zone Prohibited by Temporary Traffic Control Device	\$30.00
Section 6	Stop in a No Stopping Zone Prohibited by Traffic Control Device	\$30.00
Section 7(2)	Park in a Disabled Person’s Parking Space	\$50.00
Section 8(2)	Park in Fire Lane	\$50.00
Section 9	Park an Unattached Trailer on Highway	\$30.00
	Park in Alley	\$30.00

Traffic Regulation Bylaw Part 3: Rules for Operation of Vehicles

Section	Offence	Fine
Section 11(1)	Drive Tracking Vehicle on Highway Without Authorization	\$100.00
Section 11(2)	Fail to Produce Tracked Vehicle Authorization	\$50.00

Traffic Regulation Bylaw Part 4: Controlled and Restricted Highways

Section	Offence	Fine
Section 13(1)	Operate / Park Heavy Vehicle in Prohibited Area	\$75.00

Traffic Regulation Bylaw Part 5: Miscellaneous

Section	Offence	Fine
Section 14	Proceed Beyond Designated Point Near Fire	\$50.00
Section 15(1)	Cause Damage to Street Furniture	Court
Section 15(2)	Cause Damage to Highway	Court
Section 15(3)	Damage Costs for Sections 14(1) / 14(2)	amount expended

TRAFFIC REGULATIONS CONT'D

Note:

Every person who contravenes a section of the Traffic Regulation Bylaw is guilty of an offence and shall forfeit and pay a penalty as set out above or on summary conviction to a fine not exceeding Two Thousand Dollars (\$2,000.00) and/or imprisonment for not more than six (6) months.

Off-Highway Vehicles Bylaw Offences

Section	Offence	Fine
Section 5 (d)	Contravenes Off-Highway Vehicles Bylaw (First Offence)	\$50.00
Section 5 (e)	Contravenes Off-Highway Vehicles Bylaw (Second Offence)	\$100.00

FIRE SERVICES FEES

Provincial Roadways Incidents

Alberta Transportation Policy #TCE-DC-501 states that Alberta Transportation is to be invoiced for recovery of services according to the rates set in the policy.

Item	Amount
<u>Response fees including man power:</u>	
Pumper Unit	As per AT Policy #TCE-DC-501
Ladder Unit (Aerial)	As per AT Policy #TCE-DC-501
Tanker Unit	As per AT Policy #TCE-DC-501
Rescue Unit	As per AT Policy #TCE-DC-501
Command Unit	As per AT Policy #TCE-DC-501
Contracted Services (i.e water haulers, equipment, labour, etc.)	Road Builders Rates

ESRD Provincial Incidents – as per Mutual Aid Agreement

Item	Amount
Pumper Unit	\$400.00 per hour
Ladder Unit (Aerial)	\$400.00 per hour
Tanker Unit	\$400.00 per hour
Rescue Unit	\$400.00 per hour
Sprinkler Trailer Type 2	\$400.00 per day
Sprinkler Trailer Type 3	\$750.00 per day
Squad Truck	\$400.00 per hour
Brush Truck	\$200.00 per hour
Command Unit	\$200.00 per hour
Contracted Services (i.e water haulers, equipment, labour, etc.)	Road Builders Rates
Consumables (ie. foam)	Cost plus Ten (10%) Percent
<u>Manpower Fee:</u>	
Officers	\$50.00 per man hour
Firefighter	\$50.00 per man hour

FIRE SERVICES FEES CONT'D

Other Incidents Mackenzie County Rates:

Item	Amount
<u>Response Fees including Driver:</u>	
Pumper Unit	\$200.00 \$400.00 per hour
Ladder Unit (Aerial)	\$200.00 \$400.00 per hour
Tanker Unit	\$200.00 \$400.00 per hour
Rescue Unit	\$200.00 \$400.00 per hour
Command Unit	\$200.00 per hour
Shoring Equipment	\$200.00 per day
Great Wall Grain Rescue Equipment	\$200.00 per day
Brush Truck	\$200.00 per hour
Sprinkler Trailer Type 2	\$400.00 per day
Sprinkler Trailer Type 3	\$750.00 per day
Contracted Services (i.e water haulers, equipment, labour, etc.)	Cost plus 15%
Consumable Items	Cost plus 15%
<u>Manpower Fee:</u>	
Officers	\$50.00 per man hour
Firefighter	\$50.00 per man hour

Note:

- a) ~~Travel time to and from the scene of an accident for non-provincial responses shall be free of charge;~~ Fees shall be calculated from the time the Response Units leave the Station to the time they return to the Station.
- b) ~~A residential invoice shall not exceed \$5,000 per incident.~~

False Alarms

Item	Amount
Response to False Alarm 1 st Call	No charge
(within same year as 1 st Call) 2 nd Call	\$100.00
(within same year as 1 st Call) 3 rd Call	\$200.00
(within same year as 1 st Call) 4 nd Call	\$300.00

FIRE SERVICES FEES CONT'D

Other Fees

Item	Amount
Violation Ticket*– 1 st Offence	\$250.00
Violation Ticket* – 2 st and Subsequent Offences	\$500.00
Filling of Air Cylinders (breathing air) Small cylinder (30 min) Cascade cylinder	\$25.00 \$100.00
Water Flow Testing Reports	\$100.00
File Search (fire inspections and investigations)	\$35.00 \$60.00 per search
Fire Permit	No charge
Fire Inspection/ Investigation Services Within the County	\$50.00 per hour plus expenses
Fire Inspection/ Investigation Services Outside of the County	\$75.00 per hour plus expenses
Re-inspection with Outstanding Fire Code Violations	\$50.00 per visit
Training course(s) to other individuals/groups	Cost plus \$15% administrative fee
Expert Witness Services – Civil Litigation	\$50.00 per hour to a maximum of \$400.00 per day plus expenses
Occupant Load Determination (no charge to non-profit groups)	\$100.00 per certificate

**As specified in the Fire Services Bylaw*

Note:

- a) Every person who violates a provision of Fire Services Bylaw is guilty of an offense and is punishable upon summary conviction, to a fine not exceeding two thousand dollars (\$2,000.00) or to a term of imprisonment not exceeding one (1) year or to both.
- b) Nothing shall prevent a Peace Officer from:
 - (i) immediately issuing a Violation Ticket for the mandatory Court appearance to any person who contravenes any provision of the Mackenzie County Fire Services Bylaw, or
 - (ii) issuing a Voluntary Payment ticket in lieu of a mandatory Court appearance for \$100.00.

DOG CONTROL FEES

Fees & Penalties	General	Dogs	Dangerous Dogs
Dog License	No Charge	No Charge	No Charge
Failure to wear a dog tag penalty	\$35.00		
Replacement for misplaced, lost, or stolen dog tag	\$5.00		
Failure to obtain a kennel license penalty	\$200.00		
Dog running at large – Handling fee			
1 st offence		\$100.00	\$500.00
2 nd offence		\$200.00	\$1,000.00
3 rd offence and subsequent		\$300.00	\$1,500.00
Bite a person penalty (<i>DDA</i>)		\$250.00	\$1,000.00
Injure a person penalty (<i>DDA</i>)		\$250.00	\$1,000.00
Chase or threaten a person penalty (<i>DDA</i>)		\$150.00	\$1,000.00
Bite, bark at, chase stock, bicycles, wheelchairs, or other vehicles penalty on public property within hamlet boundaries (<i>SAA</i>)		\$250.00	\$1,000.00
Worry or annoy any other animal penalty (<i>SAA</i>)	\$50.00		
Damage to public or private property penalty		\$50.00	\$250.00
Upset waste receptacles or scatter contents thereof (Section 1. (b) or Dog Control Bylaw)	\$100.00		
Fail to provide water, food, shelter or proper care penalty (<i>APA</i>)	\$100.00		
Abuse or abandonment of dog penalty (<i>APA</i>)	\$250.00		
Dog in prohibited areas as set by Council penalty	\$100.00		
Failure to report dog with a communicable disease penalty	\$100.00		
Failure to confine a dog with a communicable disease penalty	\$100.00		
Failure to keep dog confined for nor less than ten (10) days penalty	\$50.00		
Interfere or threaten a Bylaw Enforcement Officer penalty	\$250.00		
Induce a dog or assist a dog to escape capture penalty	\$250.00		

DOG CONTROL FEES CONT'D

Fees & Penalties	General	Dogs	Dangerous Dogs
Falsely represent him/herself as being in charge of a dog penalty	\$100.00		
Allow, or attempt to allow, a dog(s) to escape from a vehicle, cage, or lice trap penalty	\$100.00		
Remove or attempt to remove a dog from a Bylaw Enforcement Officer penalty	\$250.00		
Unconfined female dog in heat penalty	\$50.00		
Failure to remove defecation	\$50.00		
Impoundment fees (to be verified with the veterinarian)		Amount expended	Amount expended
Veterinary fees (to be verified with the veterinarian)		Amount expended	Amount expended
Destruction of dog fees (to be verified with the veterinarian)		Amount expended	Amount expended
Failure to keep a dangerous dog(s) confined penalty			\$500.00
Improper pen or other structure penalty			\$200.00
Give false information when applying for dangerous dog license penalty			\$500.00
Failure to keep dangerous dog muzzled penalty			\$500.00
Failure to harness or leash a dangerous dog properly penalty			\$500.00
Failure to keep a dangerous dog under the control of an adult person penalty			\$500.00
Failure to stay within the maximum number of dogs allowed as per Part 3 Section 14 of the Dog Control Bylaw	\$200.00		

No penalties will be levied for “dog at large: under Part 5 Section 17 or 21 if impoundment fee and handling fees are paid.

Note:

- a) Any person who contravenes, disobeys, refuses or neglects to obey any provisions of this Bylaw is guilty of an offense and is liable on summary conviction to a fine not exceeding two thousand dollars (\$2,000) in addition to any other fees according to Mackenzie County Fee Schedule Bylaw, and in default of payment to imprisonment for a term not exceeding ninety (90) days.

Note:

- b) “DDA” – means the *Dangerous Dogs Act*, R.S.A. 2000
 “SAA” – means the *Stray Animals Act*, R.S.A. 2000
 “APA” – means the *Animal Protection Act*, R.S.A. 2000

WATER/SEWER RATES, PENALTIES, AND FEES AND DEPOSITS

Water/Sewer Standard Rates

Rate Description	Water Rates	Sewer Rates
Rates for Metered Users	\$37.04/month plus \$3.18 \$3.43 per m ³ of consumption	\$31.52/month plus \$0.73 per m ³ of water consumption
Rates for Cardlock Users (treated water)	\$3.18 \$3.43 per m ³ of consumption	\$0.73 per m ³ of water consumption
Rates for Cardlock Users (raw water)	\$2.31 \$2.56 per m ³ of consumption	N/A
High Level South Waterline	As per agreements	N/A

Penalties

One time 2% penalty will be charged on all current charges if the utility bill is not paid by the due date.

Rural Potable Water Line Rates – Tie-in Directly to the Trunk Line

CLASS A

Water/Sewer Standard Rates*:

Rate Description	Water Rates	Sewer Rates
Rates for Metered Users	\$37.04/month plus \$3.18 per m ³ of consumption	\$0.73 per m ³ of water consumption

*Class A applies to those that paid the fee in full for rural water tie-in directly to the trunk line** either through a lump sum payment of \$8,000 or by paying the phased rate.*

CLASS B

Water/Sewer Standard Rates* **PLUS** \$133.34 per month (*the phased rate for a maximum five-year period per tie-in*):

Rate Description	Water Rates	Sewer Rates	Phased Rate
Rates for Metered Users	\$37.04/month plus \$3.18 per m ³ of consumption	\$0.73 per m ³ of water consumption	\$133.34 per month

*Class B applies to those that have not yet paid the fee for rural water tie-in directly to the trunk line***

WATER/SEWER RATES, PENALTIES, AND FEES AND DEPOSITS CONT'D

*Monthly sewer rate of \$31.52 does not apply to customers that are not connected to the sewer collection system

**Fee for rural water tie-in directly to the trunk line does not include the actual costs of service installation to the property line, a metering chamber and a meter, which must be paid prior to tie-in

Fees and Deposits

Description	Fee Amount
Application fee for new account move in	\$75.00
Transfer from one account to another	\$50.00
Reconnection of account due to non-payment	\$50.00 plus \$200.00 Deposit
Deposit for connection of utilities – required for new renters	\$200.00
Fee for services required upon the request of the customer <u>within</u> the one (1) working day requirement (see Water & Sewer Services Bylaw)	\$50.00
Fee for hamlet water and/or sewer service tie-in	\$100.00
Fee for hamlet water and/or sewer main tie-in	\$500.00 plus cost of installation
Fee for rural water tie-in directly to the trunk line PLUS the actual costs of service installation to property line, a metering chamber and a meter	\$8,000.00
Fee for rural water lateral construction or tie-in to a lateral extension PLUS the actual costs of service installation to property line, a metering chamber and a meter	Cost recovery as determined for the specific areas and per Policy UT006 Municipal Rural Water Servicing – Endeavor to Assist
Deposit for Expression of Interest for construction of lateral waterline and servicing.	\$1,000 - Prior to October 1 \$2,000 – October 1 to project completion
Fee for rural water multi-lot subdivision PLUS the actual costs of service installation to property line, a metering chamber and a meter	\$2,800.00/lot
Fee for water meter testing. Refundable if variance of meter reading is greater than 3%.	\$100.00
Fee for County employee services during regular working hours required to construct, repair, inspect, or service where the responsibility for work was borne by the developer, consumer or corporation	\$75.00/hr (minimum 1 hr charge)

WATER/SEWER RATES, PENALTIES, AND FEES AND DEPOSITS CONT'D

Description	Fee Amount
Fee for after hour emergency call out of County employee for services born by the consumer	\$100.00/hr (minimum 1 hr charge)
Deposit for Cardlock	\$200.00 for residential \$500.00 for commercial
Replacement card for Cardlock cards	\$25.00
Lagoon Sewage Disposal Fees (agreement required)	\$25.00/Load-Single Axle Unit \$50.00/Load-Tandem Axle Unit \$75.00/Load-All units larger than tandem axle units including pup trailers
Frost Plate	5/8" - \$15.00 3/4" - \$18.00 1" - \$25.00

- (i) Deposits may be transferable from one service to another by the same consumer.
- (ii) The fee shall be retained by Mackenzie County and applied against any outstanding balance upon disconnection of the service. In the event there is no outstanding balance or service charges remaining on the account upon disconnection of the service, Mackenzie County shall refund money to the customer within forty (40) days.
- (iii) In any case money deposited with Mackenzie County as a guarantee deposit remains unclaimed for a period of five years after the account of the consumer so depositing has been discontinued, the amount of the deposit shall be transferred to the general revenue account of Mackenzie County.
- (iv) Mackenzie County remains liable to repay the amount of the deposit to the person lawfully entitled thereto for a period of ten years next following the discontinuance of the account but after the ten year period the deposit becomes the absolute property of Mackenzie County free from any claim in respect thereof.

Meter Fees

Size of Meter	Cost of Meter and Install
5/8"	\$440.00
3/4" Residential	\$490.00
3/4" Commercial	\$530.00
1"	\$570.00
1 1/2" and 2"	\$1,890.00
4"	\$2,900.00
6"	\$4,700.00

* 15% administrative fee is included in all meter costs.

WATER/SEWER RATES, PENALTIES, AND FEES AND DEPOSITS CONT'D

Fines for Water/Sewer

The voluntary payment, which may be accepted in lieu of prosecution for a contravention shall be the sum as set in the following table:

Description	Penalty
Failing to connect to Municipal Utility	\$5,000.00
Failing to provide grease, oil & sand traps & maintain catch basins	\$2,000.00
Interfering/Tampering with Municipal Utility	\$5,000.00
Operation or use of Municipal Utility without authorization	\$500.00
Failing to allow County staff or agent to enter premises	\$500.00
Failing to maintain water or sewer system	\$200.00
Failure to use proper material	\$500.00
Description	Penalty
Failure to install sewer backflow preventer	\$300.00
Failure to install cross connection control device	\$1,000.00
Failure to execute proper tapping or backfilling	\$500.00
Covering a water or sewer system prior to inspection	\$500.00
Failure to uncover a water or sewer system at the request of an authorized employee after it has been covered	\$1,000.00
Failure to report broken seal to County	\$100.00
Obstruction of Fire Hydrants/Valves	\$500.00
Illegal disposal of water	\$3,000.00
Illegal disposal in sewer or storm drainage system	\$5,000.00
Bringing sprayer equipment onto the potable water truckfill station (applicable to the Fort Vermilion location)	\$500.00

Note: A person who contravenes a provision of the Water and Sewer Bylaw is guilty of an offence and liable on summary conviction to the penalty as prescribed in this Bylaw or, on summary conviction to a fine not less than fifty (\$50.00) dollars and not more than five thousand (\$5,000.00) dollars, and in the event of a failure to pay the fine to imprisonment for a period not exceeding six (6) months.

3. Fees to neighbouring local governments may be subject to mutual aid agreements.
4. This Bylaw shall come into force and effect upon receiving third reading.
5. This Bylaw repeals Bylaw 1114-18 Fee Schedule and any amendments thereto.

In the event that this bylaw is in conflict with any other bylaw, this bylaw shall have paramourncy.

READ a first time this 18th day of November, 2020.

READ a second time this _____ day of _____, 2020.

READ a third time and finally passed this _____ day of _____, 2020.

Joshua Knelsen
Reeve

Lenard Racher
Chief Administrative Officer